

SRI SIDDHARTHA DENTAL COLLEGE AND HOSPITAL

AGALAKOTE, B.H.ROAD, TUMKUR-572107, KARNATAKA.

Recognized by Dental Council of India, NEW DELHI

A Constituent College of Sri Siddhartha Academy of Higher Education (Deemed-to-be-university) Accredited 'A' Grade by NAAC

Phone No: / Fax No: 0816-2275536

Web: www.ssdcetumkur.org

Email: ssdcetumkur@gmail.com

Sri Siddhartha Dental College and Hospital, Tumkur DEPARTMENT OF PUBLIC HEALTH DENTISTRY Enrichment Programmes 2019-20

SL. NO.	Date	Topic	Batch
1	31/08/2019	Pit and fissure sealants	July 2020 and Jan 2021 Batch
2	2/11/2019	Health education	July 2020 and Jan 2021 Batch
3	07/03/2020	Defluoridation	July 2020 and Jan 2021 Batch
4	18/04/2020	ART	July 2020 and Jan 2021 Batch



Incharge staff
[Dr. Darshana B]



Head of the Department
[Dr. Bharatesh JV]
PROF., & H.O.D.
Dept. of Community Dentistry
Sri Siddhartha Dental College
Agalakote, B.H. Road, Tumkur - 572107



PRINCIPAL
SSDC

Chairperson, IQAC,
Sri Siddhartha Dental College,
TUMKUR.

SRI SIDDHARTHA DENTAL COLLEGE AND HOSPITAL

AGALAKOTE, B.H.ROAD, TUMKUR-572107, KARNATAKA.

Recognized by Dental Council of India, NEW DELHI

A Constituent College of Sri Siddhartha Academy of Higher Education (Deemed-to-be-university) Accredited 'A' Grade by NAAC

Phone No: / Fax No: 0816-2275536

Web: www.ssdtumkur.org

Email: ssdtumkur@gmail.com

DEPARTMENT OF PUBLIC HEALTH DENTISTRY

Enrichment Programme- 2019-20

SL. NO.	Date	Topic	Batch
1	31/08/2019	Pit and fissure sealants	July 2020 and Jan 2021 Batch

Resource persons: Dr. Bharatesh, Dr. Mythri & Dr. Darshana

Detail: Final year Students were divided into three groups 9-10 members. Each group was given discussion on pit and fissure sealants. Demonstration of pit and fissure was given to each group. Feedback was collected

ENRICHMENT PROGRAMME ON PIT AND FISSURE SEALANT APPLICATION:



Dr. Darshana B
Incharge staff
[Dr. Darshana B]

Dr. Bharatesh JV
Head of the Department
[Dr. Bharatesh JV]
PROF., & H.O.D.
Dept. of Community Dentistry
Sri Siddhartha Dental College
Agalakote, B.H. Road, Tumkur - 572107

K.N. Dehnavatt

PRINCIPAL
SSDC

Chairperson, ICAC,
Sri Siddhartha Dental College,
TUMKUR.

SRI SIDDHARTHA DENTAL COLLEGE AND HOSPITAL

AGALAKOTE, B.H.ROAD, TUMKUR-572107, KARNATAKA.

Recognized by Dental Council of India, NEW DELHI

A Constituent College of Sri Siddhartha Academy of Higher Education (Deemed-to-be-university) Accredited 'A' Grade by NAAC


Phone No: / Fax No: 0816-2275536

Web: www.ssdctumkur.org

Email: ssdctumkur@gmail.com

ATTENDANCE SHEET

Sl. No.	Register No.	Names
1	16SD1002	Evulaliya Eldo
2	16SD1004	Nagashree S
3	16SD1006	Shivangi Dokaniya
4	15SD1017	Laveena S
5	15SD1019	L Bikramjit
6	15SD1024	Nandenla Manisha
7	15SD1030	Shashank K
8	15SD1032	Taza Tony
9	15SD1034	Tom P Kurian
10	15SD1038	Vishnu Nirmal
11	14SD1004	Anathu Dinakumar
12	14SD1031	Shalini Angom
13	14SD1032	Sankaran Namboothiri VN
14	13SD1010	Charu sonia
15	13SD1036	Sreetheepak S
16	13SD1038	Sushmitha Reddy
17	12SD1019	Moirangmayum Geeta devi
18	12SD1037	Thaunjam Ching Lemba
19	11SD1031	Greehalakshmi Sharma


PROF., & H.O.D.
Dept., Of Community Dentistry
Sri Siddhartha Dental College
Agalakote, B.H. Road, Tumkur - 572107
Chairperson, IQAC,
Sri Siddhartha Dental College,
TUMKUR.

SRI SIDDHARTHA DENTAL COLLEGE AND HOSPITAL

AGALAKOTE, B.H.ROAD, TUMKUR-572107, KARNATAKA.

Recognized by Dental Council of India, NEW DELHI

A Constituent College of Sri Siddhartha Academy of Higher Education (Deemed-to-be-university) Accredited 'A' Grade by NAAC

Phone No: / Fax No: 0816-2275536

Web: www.ssdctumkur.org

Email: ssdctumkur@gmail.com

FEEDBACK FORM- ENRICHMENT COURSE/PBL / VALUE ADDED PROGRAM

Rating values:

a) Poor =1 b) Average=2 c) Good=3 d) Very good =4 e) Excellent=5

Please Circle the answer which most closely corresponds to your views about each statement

Department:

Topic: PIT AND FISSURE SEALANTS

How well this enrichment course helped to in terms of following statements

Sl. No.	Courses	EXCELLENT	VERY GOOD	GOOD	AVERAGE	POOR
10	Learning value (in terms of skills, concepts, knowledge, analytical abilities, broadening perspectives)		<input checked="" type="radio"/>	<input checked="" type="radio"/>		
11	Applicability or relevance to real life situations			<input checked="" type="radio"/>		
12	Depth and pace of the course content			<input checked="" type="radio"/>		
13	Teaching method used			<input checked="" type="radio"/>		
20	Overall rating of the enrichment/PBL course			<input checked="" type="radio"/>		

Any suggestions:



Thank you for your valuable feedback...

SRI SIDDHARTHA DENTAL COLLEGE AND HOSPITAL

AGALAKOTE, B.H.ROAD, TUMKUR-572107, KARNATAKA.

Recognized by Dental Council of India, NEW DELHI

A Constituent College of Sri Siddhartha Academy of Higher Education (Deemed-to-be-university) Accredited 'A' Grade by NAAC

Phone No: / Fax No: 0816-2275536

Web: www.ssdtumkur.org

Email: ssdtumkur@gmail.com

DEPARTMENT OF PUBLIC HEALTH DENTISTRY

Enrichment Programme- 2019-20

1	2/11/2019	Health education	July 2020 and Jan 2021 Batch
---	-----------	------------------	------------------------------

Resource persons: Dr. Bharatesh, Dr. Mythri & Dr. Darshana

Detail: Final year Students were divided into three groups 7-8 members. Each group was given discussion on Principles and communication aids of health education. Topics were allotted with defined population for students and observed their application of health education concept. Feedback was collected.

HEALTH EDUCATION



Dr. Darshana B

Incharge staff
[Dr. Darshana B]

Dr. Bharatesh JV

Head of the Department
[Dr. Bharatesh JV]

K.N. Akhawat

PRINCIPAL
SSDC

Dept. of Public Health Dentistry
Sri Siddhartha Dental College
Agalakote, B.H. Road, Tumkur - 572107

Chairperson, IDAC,
Sri Siddhartha Dental College,
TUMKUR.

SRI SIDDHARTHA DENTAL COLLEGE AND HOSPITAL

AGALAKOTE, B.H.ROAD, TUMKUR-572107, KARNATAKA.

Recognized by Dental Council of India, NEW DELHI

A Constituent College of Sri Siddhartha Academy of Higher Education (Deemed-to-be-university) Accredited 'A' Grade by NAAC

Phone No: / Fax No: 0816-2275536


Web: www.ssdtumkur.org


Email: ssdtumkur@gmail.com

ATTENDANCE SHEET

Sl. No.	Register No.	Names
1	16SD1002	Evulaliya Eldo
2	16SD1004	Nagashree S
3	16SD1006	Shivangi Dokaniya
4	15SD1017	Laveena S
5	15SD1019	L Bikramjit
6	15SD1024	Nandenla Manisha
7	15SD1030	Shashank K
8	15SD1032	Taza Tony
9	15SD1034	Tom P Kurian
10	15SD1038	Vishnu Nirmal
11	14SD1004	Anathu Dinakumar
12	14SD1031	Shalini Angom
13	14SD1032	Sankaran Namboothiri VN
14	13SD1010	Charu sonia
15	13SD1036	Sreetheepak S
16	13SD1038	Sushmitha Reddy
17	12SD1019	Moirangmayum Geeta devi
18	12SD1037	Thaunjam Ching Lemba
19	11SD1031	Greehalakshmi Sharma




PROF., & H.O.D.
Dept., Of Community Dentistry
Sri Siddhartha Dental College
Agalakote, B.H. Road, Tumkur - 572107


Chairperson, IQAC,
Sri Siddhartha Dental College,
TUMKUR.

SRI SIDDHARTHA DENTAL COLLEGE AND HOSPITAL

AGALAKOTE, B.H.ROAD, TUMKUR-572107, KARNATAKA.

Recognized by Dental Council of India, NEW DELHI

A Constituent College of Sri Siddhartha Academy of Higher Education (Deemed-to-be-university) Accredited 'A' Grade by NAAC

Phone No: / Fax No: 0816-2275536

Web: www.ssdtumkur.org

Email: ssdtumkur@gmail.com

FEEDBACK FORM- ENRICHMENT COURSE/PBL / VALUE ADDED PROGRAM

Rating values:

a) Poor =1 b) Average=2 c) Good=3 d) Very good =4 e) Excellent=5

Please Circle the answer which most closely corresponds to your views about each statement

Department:

3. Topic: HEALTH EDUCATION

4. How well this enrichment course helped to in terms of following statements

Sl. No.	Courses	EXCELLENT	VERY GOOD	GOOD	AVERAGE	POOR
6.	Learning value (in terms of skills, concepts, knowledge, analytical abilities, broadening perspectives)		/			
7.	Applicability or relevance to real life situations	/				
8.	Depth and pace of the course content		/			
9.	Teaching method used		/			
10.	Overall rating of the enrichment/PBL course		/			

Any suggestions:



Thank you for your valuable feedback...

SRI SIDDHARTHA DENTAL COLLEGE AND HOSPITAL

AGALAKOTE, B.H.ROAD, TUMKUR-572107, KARNATAKA.

Recognized by Dental Council of India, NEW DELHI

A Constituent College of Sri Siddhartha Academy of Higher Education (Deemed-to-be-university) Accredited 'A' Grade by NAAC

Phone No: / Fax No: 0816-2275536

Web: www.ssdtumkur.org

Email: ssdctumkur@gmail.com

DEPARTMENT OF PUBLIC HEALTH DENTISTRY

Enrichment Programme- 2019-20

1	07/03/2020	Defluoridation	July 2020 and Jan 2021 Batch
---	------------	----------------	------------------------------

Resource persons: Dr. Bharatesh, Dr. Mythri & Dr. Darshana

Detail: Final year Students were divided into three groups 7-8 members. Each group was given discussion on defluoridation. Demonstration of Nalgonda technique of defluoridation was given to each group. Feedback was collected.

ENRICHMENT PROGRAMME ON DEFLUORIDATION TECHNIQUE:



[Handwritten signature]

Incharge staff
[Dr. Darshana B]

[Handwritten signature]

Head of the Department

[Dr. Bharatesh JV]

PROF., B.H.ROAD
Dept. of Community Dentistry
Siddhartha Dental College
Agalakote, B.H. Road, Tumkur - 572107

[Handwritten signature]

PRINCIPAL

SSDC

SRI SIDDHARTHA DENTAL COLLEGE AND HOSPITAL
AGALAKOTE, B.H. ROAD, TUMKUR - 572107
KARNATAKA

SRI SIDDHARTHA DENTAL COLLEGE AND HOSPITAL

AGALAKOTE, B.H.ROAD, TUMKUR-572107, KARNATAKA.

Recognized by Dental Council of India, NEW DELHI

A Constituent College of Sri Siddhartha Academy of Higher Education (Deemed-to-be-university) Accredited 'A' Grade by NAAC

Phone No: / Fax No: 0816-2275536

Web: www.ssdctumkur.org

Email: ssdctumkur@gmail.com

FEEDBACK FORM- ENRICHMENT COURSE/PBL / VALUE ADDED PROGRAM

Rating values:

a) Poor =1 b) Average=2 c) Good=3 d) Very good =4 e) Excellent=5

Please Circle the answer which most closely corresponds to your views about each statement


Department:

Topic: Defluoridation

How well this enrichment course helped to in terms of following statements

Sl. No.	Courses	EXCELLENT	VERY GOOD	GOOD	AVERAGE	POOR
1	Learning value (in terms of skills, concepts, knowledge, analytical abilities, broadening perspectives)		<input checked="" type="checkbox"/>			
12	Applicability or relevance to real life situations		<input checked="" type="checkbox"/>			
13	Depth and pace of the course content	<input checked="" type="checkbox"/>				
14	Teaching method used		<input checked="" type="checkbox"/>			
15	Overall rating of the enrichment/PBL course		<input checked="" type="checkbox"/>			

Any suggestions:



Thank you for your valuable feedback...

SRI SIDDHARTHA DENTAL COLLEGE AND HOSPITAL

AGALAKOTE, B.H.ROAD, TUMKUR-572107, KARNATAKA.

Recognized by Dental Council of India, NEW DELHI

A Constituent College of Sri Siddhartha Academy of Higher Education (Deemed-to-be-university) Accredited 'A' Grade by NAAC

Phone No: / Fax No: 0816-2275536

Web: www.ssdctumkur.org

Email: ssdctumkur@gmail.com

ATTENDANCE SHEET

Sl. No.	Register No.	Names
1	16SD1002	Evulaliya Eldo
2	16SD1004	Nagashree S
3	16SD1006	Shivangi Dokaniya
4	15SD1017	Laveena S
5	15SD1019	L Bikramjit
6	15SD1024	Nandenla Manisha
7	15SD1030	Shashank K
8	15SD1032	Taza Tony
9	15SD1034	Tom P Kurian
10	15SD1038	Vishnu Nirmal
11	14SD1004	Anathu Dinakumar
12	14SD1031	Shalini Angom
13	14SD1032	Sankaran Namboothiri VN
14	13SD1010	Charu sonia
15	13SD1036	Sreetheepak S
16	13SD1038	Sushmitha Reddy
17	12SD1019	Moirangmayum Geeta devi
18	12SD1037	Thaunjam Ching Lemba
19	11SD1031	Greehalakshmi Sharma



PROF., & H.O.D.
Dept., Of Community Dentistry
Sri Siddhartha Dental College
Agalakote, B.H. Road, Tumkur - 572107

K.R. Akhawat
Chairperson, ISAC,
Sri Siddhartha Dental College,
TUMKUR.

SRI SIDDHARTHA DENTAL COLLEGE AND HOSPITAL

AGALAKOTE, B.H.ROAD, TUMKUR-572107, KARNATAKA.

Recognized by Dental Council of India, NEW DELHI

A Constituent College of Sri Siddhartha Academy of Higher Education (Deemed-to-be-university) Accredited 'A' Grade by NAAC

Phone No: / Fax No: 0816-2275536

Web: www.ssdctumkur.org

Email: ssdctumkur@gmail.com

DEPARTMENT OF PUBLIC HEALTH DENTISTRY


Enrichment Programme- 2019-20

SL. NO.	Date	Topic	Batch
1	18/04/2020	ART	July 2020 and Jan 2021 Batch

Resource persons: Dr. Bharatesh, Dr. Mythri & Dr. Darshana

Detail: Final year Students were divided into three groups 7-8 members. Each group was given discussion on ART. Demonstration of ART was given to each group. Feedback was collected

ENRICHMENT PROGRAMME ON ATRAUMATIC RESTORATIVE TREATMENT:



Incharge staff
[Dr. Darshana B]



Head of the Department
[Dr. Bharatesh JV]
Dep. of Community Dentistry
Sri Siddhartha Dental College
Agalakote, B.H. Road, Tumkur - 572107



PRINCIPAL
SSDC

Chairperson, IQAC,
Sri Siddhartha Dental College,
TUMKUR.

SRI SIDDHARTHA DENTAL COLLEGE AND HOSPITAL

AGALAKOTE, B.H.ROAD, TUMKUR-572107, KARNATAKA.

Recognized by Dental Council of India, NEW DELHI

A Constituent College of Sri Siddhartha Academy of Higher Education (Deemed-to-be-university) Accredited 'A' Grade by NAAC

Phone No: / Fax No: 0816-2275536

Web: www.ssdetumkur.org

Email: ssdetumkur@gmail.com

FEEDBACK FORM- ENRICHMENT COURSE/PBL / VALUE ADDED PROGRAM

Rating values:

a) Poor =1 b) Average=2 c) Good=3 d) Very good =4 e) Excellent=5

Please Circle the answer which most closely corresponds to your views about each statement

Department:

1. **Topic: ART**

2. **How well this enrichment course helped to in terms of following statements**

Sl. No.	Courses	EXCELLENT	VERY GOOD	GOOD	AVERAGE	POOR
1.	Learning value (in terms of skills, concepts, knowledge, analytical abilities, broadening perspectives)					
2.	Applicability or relevance to real life situations					
3.	Depth and pace of the course content					
4.	Teaching method used					
5.	Overall rating of the enrichment/PBL course					

Any suggestions:

Thank you for your valuable feedback...

SRI SIDDHARTHA DENTAL COLLEGE AND HOSPITAL

AGALAKOTE, B.H.ROAD, TUMKUR-572107, KARNATAKA.

Recognized by Dental Council of India, NEW DELHI

A Constituent College of Sri Siddhartha Academy of Higher Education (Deemed-to-be-university) Accredited 'A' Grade by NAAC

Phone No: / Fax No: 0816-2275536


Web: www.ssdtumkur.org

Email: ssdtumkur@gmail.com

ATTENDANCE SHEET

Sl. No.	Register No.	Names
1	16SD1002	Evulaliya Eldo
2	16SD1004	Nagashree S
3	16SD1006	Shivangi Dokaniya
4	15SD1017	Laveena S
5	15SD1019	L Bikramjit
6	15SD1024	Nandenla Manisha
7	15SD1030	Shashank K
8	15SD1032	Taza Tony
9	15SD1034	Tom P Kurian
10	15SD1038	Vishnu Nirmal
11	14SD1004	Anathu Dinakumar
12	14SD1031	Shalini Angom
13	14SD1032	Sankaran Namboothiri VN
14	13SD1010	Charu sonia
15	13SD1036	Sreetheepak S
16	13SD1038	Sushmitha Reddy
17	12SD1019	Moirangmayum Geeta devi
18	12SD1037	Thaunjam Ching Lemba
19	11SD1031	Greehalakshmi Sharma


PROF., & H.O.D.
Dept. of Community Dentistry
Sri Siddhartha Dental College
Agalakote, B.H. Road, Tumkur - 572107


K.N. Debnath
Chairperson, IQAQ
Sri Siddhartha Dental College,
Tumkur

SRI SIDDHARTHA DENTAL COLLEGE AND HOSPITAL

AGALAKOTE, B.H.ROAD, TUMKUR-572107, KARNATAKA.

Recognized by Dental Council of India, NEW DELHI

A Constituent College of Sri Siddhartha Academy of Higher Education (Deemed-to-be-university) Accredited 'A' Grade by NAAC

Phone No: / Fax No: 0816-2275536

Web: www.ssdctumkur.org

Email: ssdctumkur@gmail.com

Department of Oral and MaxilloFacial Surgery Enrichment programme

Title: Management of Mandibular fractures

Date: 17/06/19

Objective:

1. To provide the participants basic knowledge on anatomy of mandible
2. To train and educate the participants on the knowledge of management of mandibular fractures

Significance:

Mandibular fractures account for a significant portion of maxillofacial injuries and the evaluation, diagnosis and treatment planning still remain challenging despite improved technology. Understanding the appropriate surgical management can prevent any complications.

Course Content:

1. Introduction to Mandibular fractures.
2. Surgical anatomy of Mandible
3. Causes and management of mandibular fractures
4. Live demonstration of mandibular plating on model.

Method of Content Delivery:

1. One – hour lecture class using power point was conducted about Mandibular fractures
2. Followed by live demonstration.

Teaching Aid:

1. Power point presentation for lecture class
2. Model.

Audience:

Interns and postgraduates who were willing to participate were included.

Resource person:

Dr. Preethi Bhat, Reader of Department of Oral and MaxilloFacial Surgery gave lecture and demonstration on model.


Description:


One-hour lecture class was given by the resource person.

Interns were encouraged to participate the class and clear doubts.

A live demonstration was given by the resource person on mandibular trauma fixation and later hands-on was given to all the participants.

Conclusions: It was aimed at a small group of students to make them well adapted to management of Mandibular fractures.


PROF., & H.O.D.
Dept., Of Oral Surgery
Sri Siddhartha Dental College
Agalakote, B.H Road, Tumkur - 572107


Chairperson, ICAC,
Sri Siddhartha Dental College,
TUMKUR.

SRI SIDDHARTHA DENTAL COLLEGE AND HOSPITAL

AGALAKOTE, B.H.ROAD, TUMKUR-572107, KARNATAKA.

Recognized by Dental Council of India, NEW DELHI

A Constituent College of Sri Siddhartha Academy of Higher Education (Deemed-to-be-university) Accredited 'A' Grade by NAAC

Phone No: / Fax No: 0816-2275536

Web: www.ssdctumkur.org

Email: ssdctumkur@gmail.com

DEPARTMENT OF ORAL AND MAXILLOFACIAL SURGERY

ENRICHMENT PROGRAMME ATTENDENCE

1. Rajesh
2. Arun
3. Venus
4. Manoj
5. Sachin
6. Dr swagatika
7. Dr Vishnu
8. Dr Aditya
9. Dr chirag



PROF. & H.O.D.
Dept., Of Oral Surgery
Sri Siddhartha Dental College
Agalakote, B.H. Road, Tumkur - 572107



Chairperson, IOAC,
Sri Siddhartha Dental College,
TUMKUR.

SRI SIDDHARTHA DENTAL COLLEGE AND HOSPITAL

AGALAKOTE, B.H.ROAD, TUMKUR-572107, KARNATAKA.

Recognized by Dental Council of India, NEW DELHI

A Constituent College of Sri Siddhartha Academy of Higher Education (Deemed-to-be-university) Accredited 'A' Grade by NAAC

Phone No: / Fax No: 0816-2275536

Web: www.ssdctumkur.org

Email: ssdctumkur@gmail.com

FEEDBACK FORM- ENRICHMENT COURSE / PBL / VALUE ADDED PROGRAM

Rating values:

a) Poor =1 b) Average=2 c) Good=3 d) Very good =4 e) Excellent=5

Please Circle the answer which most closely corresponds to your views about each statement

1. Department:

2. Topic:

3. How well this enrichment course helped to in terms of following statements

Sl. No.	Courses	EXCELLENT	VERY GOOD	GOOD	AVERAGE	POOR
1.	Learning value (in terms of skills, concepts, knowledge, analytical abilities, broadening perspectives)					
2.	Applicability or relevance to real life situations					
3.	Depth and pace of the course content					
4.	Teaching method used					
5.	Overall rating of the enrichment/PBL course					

Any suggestions:

Thank you for your valuable feedback...

SRI SIDDHARTHA DENTAL COLLEGE AND HOSPITAL

AGALAKOTE, B.H.ROAD, TUMKUR-572107, KARNATAKA.

Recognized by Dental Council of India, NEW DELHI

A Constituent College of Sri Siddhartha Academy of Higher Education (Deemed-to-be-university) Accredited 'A' Grade by NAAC

Phone No: / Fax No: 0816-2275536

Web: www.ssdctumkur.org

Email: ssdctumkur@gmail.com

Department of Oral and MaxilloFacial Surgery Enrichment programme

Title: Dental Implants

Date: 04/06/19

Objective:

1. To provide the participants basic knowledge on the use of implants
2. To train and educate the participants on the knowledge of implants.

Significance:

Implants help to maintain and strengthen bone structure and provide the ability to chew healthy food and give patients the confidence to smile. They also protect existing teeth by helping to preserve crown structure.

Course Content:

1. Introduction to implants.
2. Types of implants
3. Armamentarium
4. Techniques of implant placement
5. Live demonstration of implant surgery on model.

Method of Content Delivery:

1. One – hour lecture class using power point was conducted about implant
2. Followed by live demonstration.

Teaching Aid:

1. Power point presentation for lecture class
2. Model.

Audience:

Interns and postgraduates who were willing to participate were included.

Resource person:

Dr. Marimallappa T R, Reader of Department of Oral and MaxilloFacial Surgery gave lecture and demonstration on model.

Description:

All the interns and post graduates were encouraged to read about the topic, One hour lecture class was given by the resource person.

Interns were encouraged to participate the class and clear doubts.

A live demonstration was given by the resource person on Implant and later hands-on was given to all the participants.

Conclusions: It was aimed at a small group of students to make them well adapted to Dental Implant.



PROF., & H.O.D.
Dept., Of Oral Surgery
Sri Siddhartha Dental College
Agalakote, B.H Road, Tumkur - 572107



Chairperson, ICAC,
Sri Siddhartha Dental College,
TUMKUR.

FEEDBACK FORM- ENRICHMENT COURSE / PBL / VALUE ADDED PROGRAM

Rating values:

a) Poor =1 b) Average=2 c) Good=3 d) Very good =4 e) Excellent=5

Please Circle the answer which most closely corresponds to your views about each statement

1. Department:

2. Topic:

3. How well this enrichment course helped to in terms of following statements

Sl. No.	Courses	EXCELLENT	VERY GOOD	GOOD	AVERAGE	POOR
1.	Learning value (in terms of skills, concepts, knowledge, analytical abilities, broadening perspectives)					
2.	Applicability or relevance to real life situations					
3.	Depth and pace of the course content					
4.	Teaching method used					
5.	Overall rating of the enrichment/PBL course					

Any suggestions:

Thank you for your valuable feedback...

K. N. Dehruatt

Chairperson, IQAC,
Sri Siddhartha Dental College

SRI SIDDHARTHA DENTAL COLLEGE AND HOSPITAL

AGALAKOTE, B.H.ROAD, TUMKUR-572107, KARNATAKA.

Recognized by Dental Council of India, NEW DELHI

A Constituent College of Sri Siddhartha Academy of Higher Education (Deemed-to-be-university) Accredited 'A' Grade by NAAC

Phone No: / Fax No: 0816-2275536

Web: www.ssdctumkur.org

Email: ssdctumkur@gmail.com

Department of Oral and MaxilloFacial Surgery Enrichment programme

Title: Medical emergency in Dental office

Date: 13/05/19

Objective:

1. To provide the participants a basic knowledge about the medical emergency
2. To train and educate the participants on the knowledge of medical emergency and its management.

Significance:

Medical emergency is an acute injury or illness that poses and immediate risk to persons life a long term helps sometimes referred to as a situation risking "life or limb". These emergencies may require assistants from another person who should ideally be suitably qualified to do so. Hence management of Medical emergency in dental office is a must.

Course Content:

1. Introduction to Medical Emergency
2. Live Demonstration of BLS

Method of Content Delivery:

1. One – hour lecture class using power point was conducted to discuss about medical emergency.
2. Followed by live demonstration on BLS.

Teaching Aid:

1. Power point presentation for lecture class
2. Role play.

Audience:

Under graduates and Post Graduates who were willing to participate were included.

Resource person:

Dr. Preethi Bhat, Reader of Department of Oral and MaxilloFacial Surgery gave lecture and demonstration on model.


Description:


All the interns and post graduates were encouraged to read about the topic, One hour lecture class was given by the resource person.

Interns were encouraged to participate the class and clear doubts.

A live demonstration was given by the resource person on BLS and later hands-on was given to all the participants.

Conclusions: It was aimed at a small group of students to make them well adapted to medical emergency.


PROF., & H.O.D.
Dept., Of Oral Surgery
Sri Siddhartha Dental College
Agalakote, B.H Road, Tumkur - 572107


Chairperson, IOAG,
Sri Siddhartha Dental College,
TUMKUR.

SRI SIDDHARTHA DENTAL COLLEGE AND HOSPITAL

AGALAKOTE, B.H.ROAD, TUMKUR-572107, KARNATAKA.

Recognized by Dental Council of India, NEW DELHI

A Constituent College of Sri Siddhartha Academy of Higher Education (Deemed-to-be-university) Accredited 'A' Grade by NAAC

Phone No: / Fax No: 0816-2275536

Web: www.ssdctumkur.org

Email: ssdctumkur@gmail.com

FEEDBACK FORM- ENRICHMENT COURSE / PBL / VALUE ADDED PROGRAM

Rating values:

a) Poor =1 b) Average=2 c) Good=3 d) Very good =4 e) Excellent=5

Please Circle the answer which most closely corresponds to your views about each statement

1. Department:

2. Topic:

3. How well this enrichment course helped to in terms of following statements

Sl. No.	Courses	EXCELLENT	VERY GOOD	GOOD	AVERAGE	POOR
1.	Learning value (in terms of skills, concepts, knowledge, analytical abilities, broadening perspectives)					
2.	Applicability or relevance to real life situations					
3.	Depth and pace of the course content					
4.	Teaching method used					
5.	Overall rating of the enrichment/PBL course					

Any suggestions:

Thank you for your valuable feedback....

SRI SIDDHARTHA DENTAL COLLEGE AND HOSPITAL

AGALAKOTE, B.H.ROAD, TUMKUR-572107, KARNATAKA.

Recognized by Dental Council of India, NEW DELHI

A Constituent College of Sri Siddhartha Academy of Higher Education (Deemed-to-be-university) Accredited 'A' Grade by NAAC

Phone No: / Fax No: 0816-2275536

Web: www.ssdctumkur.org

Email: ssdctumkur@gmail.com

Department of Oral and MaxilloFacial Surgery Enrichment programme

Title: Dental Wiring Techniques

Date: 12/02/19

Objective:

3. To provide the participants basic knowledge on the use of wiring techniques
4. To train and educate the participants on the knowledge of wiring techniques and IMF in facial trauma management

Significance:

The wiring techniques are regularly used in the management of facial and dento-alveolar fractures. The wiring technique has remained unchanged over the period of years and hence acts as an essential skill to be known by a dentist.

Course Content:

6. Introduction to wiring techniques.
7. Types of wiring techniques
8. Armamentarium
9. Techniques of wiring placement
10. Live demonstration of wiring on model.

Method of Content Delivery:

3. One – hour lecture class using power point was conducted about wiring
4. Followed by live demonstration.

Teaching Aid:

3. Power point presentation for lecture class
4. Model.

Audience:

Interns and postgraduates who were willing to participate were included.

Resource person:

Dr. Marimallappa TR, Reader of Department of Oral and MaxilloFacial Surgery gave lecture and demonstration on model.


Description:

One hour lecture class was given by the resource person.

Interns were encouraged to participate the class and clear doubts.

A live demonstration was given by the resource person on wiring techniques and later hands-on was given to all the participants.

Conclusions: It was aimed at a small group of students to make them well adapted to Dental wiring techniques.



PROF., & H.O.D.
Dept., Of Oral Surgery
Sri Siddhartha Dental College
Agalakote, B.H Road, Tumkur - 572107



Chairperson, IDAC,
Sri Siddhartha Dental College,
TUMKUR.

SRI SIDDHARTHA DENTAL COLLEGE AND HOSPITAL

AGALAKOTE, B.H.ROAD, TUMKUR-572107, KARNATAKA.

Recognized by Dental Council of India, NEW DELHI

A Constituent College of Sri Siddhartha Academy of Higher Education (Deemed-to-be-university) Accredited 'A' Grade by NAAC

Phone No: / Fax No: 0816-2275536

Web: www.ssdctumkur.org

Email: ssdctumkur@gmail.com

DEPARTMENT OF ORAL AND MAXILLOFACIAL SURGERY

ENRICHMENT PROGRAMME ATTENDENCE

1. Erica
2. Gowsika
3. Logadarshini
4. Mallika
5. Mansimren
6. Dr swagatika
7. Dr Vishnu
8. Dr Aditya
9. Dr chirag



PROF., & H.O.D.
Dept., Of Oral Surgery
Sri Siddhartha Dental College
Agalakote, B.H. Road, Tumkur - 572107



Chairperson, IOAC,
Sri Siddhartha Dental College
TUMKUR.

SRI SIDDHARTHA DENTAL COLLEGE AND HOSPITAL

AGALAKOTE, B.H.ROAD, TUMKUR-572107, KARNATAKA.

Recognized by Dental Council of India, NEW DELHI

A Constituent College of Sri Siddhartha Academy of Higher Education (Deemed-to-be-university) Accredited 'A' Grade by NAAC

Phone No: / Fax No: 0816-2275536

Web: www.ssdctumkur.org

Email: ssdctumkur@gmail.com

FEEDBACK FORM- ENRICHMENT COURSE / PBL / VALUE ADDED PROGRAM

Rating values:

a) Poor =1 b) Average=2 c) Good=3 d) Very good =4 e) Excellent=5

Please Circle the answer which most closely corresponds to your views about each statement

1. Department:

2. Topic:

3. How well this enrichment course helped to in terms of following statements

Sl. No.	Courses	EXCELLENT	VERY GOOD	GOOD	AVERAGE	POOR
1.	Learning value (in terms of skills, concepts, knowledge, analytical abilities, broadening perspectives)					
2.	Applicability or relevance to real life situations					
3.	Depth and pace of the course content					
4.	Teaching method used					
5.	Overall rating of the enrichment/PBL course					

Any suggestions:

Thank you for your valuable feedback...

SRI SIDDHARTHA DENTAL COLLEGE AND HOSPITAL

AGALAKOTE, B.H.ROAD, TUMKUR-572107, KARNATAKA.

Recognized by Dental Council of India, NEW DELHI

A Constituent College of Sri Siddhartha Academy of Higher Education (Deemed-to-be-university) Accredited 'A' Grade by NAAC

Phone No: / Fax No: 0816-2275536

Web: www.ssdctumkur.org

Email: ssdctumkur@gmail.com

Department of Oral and MaxilloFacial Surgery

Enrichment programme

Title: MidFace Fracture and management

Date: 04/2/19

Objective:

1. To provide the participants basic knowledge about RTA
2. To train and educate the participants on the management of fracture.

Significance:

The management of Midface fractures include the treatment of facial injuries, dentoalveolar trauma and soft tissues, and poses a challenge for oral surgeons demanding both skill and expertise

Course Content:

1. Introduction to Midface fracture.
2. Types of plates
3. Armamentarium
4. Techniques of plating
5. Live demonstration of midface.

Method of Content Delivery:

1. One – hour lecture class using power point was conducted about midface fracture.
2. Followed by live demonstration on human skull.

Teaching Aid:

1. Power point presentation for lecture class
2. Model.

Audience:

Interns and postgraduates who were willing to participate were included.

Resource person:

Dr. Ravi Kumar R, Reader of Department of Oral and MaxilloFacial Surgery gave lecture and demonstration on model.

Description:

All the interns and post graduates were encouraged to read about the topic, One hour lecture class was given by the resource person.

Interns were encouraged to participate the class and clear doubts.

A live demonstration was given by the resource person on Midface fractures and later hands-on was given to all the participants.

Conclusions: It was aimed at a small group of students to make them well adapted to Facial trauma management.



PROF., & H.O.D.
Dept., Of Oral Surgery
Sri Siddhartha Dental College
Agalakote B.H Road, Tumkur - 572107



Coordinator, 2019
Sri Siddhartha Dental College
TUMKUR.

SRI SIDDHARTHA DENTAL COLLEGE AND HOSPITAL

AGALAKOTE, B.H.ROAD, TUMKUR-572107, KARNATAKA.

Recognized by Dental Council of India, NEW DELHI

A Constituent College of Sri Siddhartha Academy of Higher Education (Deemed-to-be-university) Accredited 'A' Grade by NAAC

Phone No: / Fax No: 0816-2275536

Web: www.ssdctumkur.org

Email: ssdctumkur@gmail.com

DEPARTMENT OF ORAL AND MAXILLOFACIAL SURGERY

ENRICHMENT PROGRAMME ATTENDENCE

1. Pranjelika
2. Hemarubini
3. Konishavini
4. Rubashini
5. Dr swagatika
6. Dr Vishnu
7. Dr Aditya
8. Dr chirag



PROF., & H.O.D.
Dept., Of Oral Surgery
Sri Siddhartha Dental College
Agalakote, B.H. Road, Tumkur - 572107



Chairperson, IOAC,
Sri Siddhartha Dental College,
TUMKUR.

SRI SIDDHARTHA DENTAL COLLEGE AND HOSPITAL

AGALAKOTE, B.H.ROAD, TUMKUR-572107, KARNATAKA.

Recognized by Dental Council of India, NEW DELHI

A Constituent College of Sri Siddhartha Academy of Higher Education (Deemed-to-be-university) Accredited 'A' Grade by NAAC

Phone No: / Fax No: 0816-2275536

Web: www.ssdtumkur.org

Email: ssdtumkur@gmail.com

FEEDBACK FORM- ENRICHMENT COURSE / PBL / VALUE ADDED PROGRAM

Rating values:

a) Poor =1 b) Average=2 c) Good=3 d) Very good =4 e) Excellent=5

Please Circle the answer which most closely corresponds to your views about each statement

1. Department:

2. Topic:

3. How well this enrichment course helped to in terms of following statements

Sl. No.	Courses	EXCELLENT	VERY GOOD	GOOD	AVERAGE	POOR
1.	Learning value (in terms of skills, concepts, knowledge, analytical abilities, broadening perspectives)					
2.	Applicability or relevance to real life situations					
3.	Depth and pace of the course content					
4.	Teaching method used					
5.	Overall rating of the enrichment/PBL course					

Any suggestions:

Thank you for your valuable feedback...

SRI SIDDHARTHA DENTAL COLLEGE AND HOSPITAL

AGALAKOTE, B.H. ROAD, TUMKUR-572107, KARNATAKA.

Recognized by Dental Council of India, NEW DELHI

A Constituent College of Sri Siddhartha Academy of Higher Education (Deemed-to-be-university) Accredited 'A' Grade by NAAC

Phone No: / Fax No: 0816-2275536

Web: www.ssdtumkur.org

Email: ssdtumkur@gmail.com

Date: 15/11/2019

CIRCULAR

A problem based learning is being conducted on 21/11/19 at SSDC, Tumkur by the department of Prosthodontics on the topic of '**Spacing between teeth? Loop connectors**'.

All the staff, PG students and Interns are requested to register for the above said course.



HOD

Dept of Prosthodontics

PROF. & H.O.D
Department of Prosthodontics
Crown and Bridge
SRI SIDDHARTHA DENTAL COLLEGE
AGALAKOTE, B. H. ROAD, TUMKUR-572107



Principal/IQAC Chairperson

SSDC
Chairperson, IQAC,
Sri Siddhartha Dental College,
TUMKUR.

SRI SIDDHARTHA DENTAL COLLEGE AND HOSPITAL

AGALAKOTE, B.H.ROAD, TUMKUR-572107, KARNATAKA.

Recognized by Dental Council of India, NEW DELHI

A Constituent College of Sri Siddhartha Academy of Higher Education (Deemed-to-be-university) Accredited 'A' Grade by NAAC

Phone No: / Fax No: 0816-2275536

Web: www.ssdtumkur.org

Email: ssdtumkur@gmail.com

DEPARTMENT OF PROSTHODONTICS INCLUDING CROWN AND BRIDGE

REPORT OF PROBLEM BASED LEARNING PROGRAMME

RESOURCE PERSON: DR.NAVEEN.B.H

Date: 21/11/2019

The Department of Prosthodontics, Sri Siddhartha Dental College, Tumkur under the guidance of Academy of continuing education programme, had organized a problem based learning program on "Spacing between teeth? - Loop connectors" on 21/11/2019.



A total of 6 postgraduates had registered for the programme. All the students attended the program.


HOD

Dept. of Prosthodontics

PROF. & H.O.D
Department of Prosthodontics
Crown and Bridge
SRI SIDDHARTHA DENTAL COLLEGE
AGALAKOTE, B. H. ROAD, TUMKUR-572102



Principal/IQAC chairperson

SSDC

Chairperson, IQAC,
Sri Siddhartha Dental College,
TUMKUR.

SRI SIDDHARTHA DENTAL COLLEGE AND HOSPITAL

AGALAKOTE, B.H.ROAD, TUMKUR-572107, KARNATAKA.

Recognized by Dental Council of India, NEW DELHI

A Constituent College of Sri Siddhartha Academy of Higher Education (Deemed-to-be-university) Accredited 'A' Grade by NAAC

Phone No: / Fax No: 0816-2275536

Web: www.ssdtumkur.org

Email: ssdtumkur@gmail.com

Problem based learning Department of Prosthodontics

Topic: Spacing between teeth? - Loop connectors

Date:21/11/2019

Attendance Sheet

Sl no	Name of the participant	Reg. No
1	Ajay	18SET801
2	Arun	18SET802
3	Ayushi	19SET801
4	Ravi teja	19SET802



INCHARGE STAFF



HEAD OF THE DEPARTMENT

PROF. & H.O.D
Department of Prosthodontics
Crown and Bridge
SRI SIDDHARTHA DENTAL COLLEGE
AGALAKOTE, B. H. ROAD, TUMKUR-572107

SRI SIDDHARTHA DENTAL COLLEGE AND HOSPITAL

AGALAKOTE, B.H.ROAD, TUMKUR-572107, KARNATAKA.

Recognized by Dental Council of India, NEW DELHI

A Constituent College of Sri Siddhartha Academy of Higher Education (Deemed-to-be-university) Accredited 'A' Grade by NAAC

Phone No: / Fax No: 0816-2275536

Web: www.ssdtumkur.org

Email: ssdtumkur@gmail.com

FEEDBACK FORM- ENRICHMENT COURSE / PBL / VALUE ADDED PROGRAM

Rating values:

a) Poor =1 b) Average=2 c) Good=3 d) Very good =4 e) Excellent=5

Please Circle the answer which most closely corresponds to your views about each statement

1. Department: Department of prosthodontics
2. Topic: Spacing between teeth? Loop connector
3. How well this enrichment course helped to in terms of following statements

Sl. No.	Courses	EXCELLENT	VERY GOOD	GOOD	AVERAGE	POOR
1.	Learning value (in terms of skills, concepts, knowledge, analytical abilities, broadening perspectives)	✓				
2.	Applicability or relevance to real life situations		✓			
3.	Depth and pace of the course content		✓			
4.	Teaching method used	✓				
5.	Overall rating of the enrichment/PBL course	✓				

Any suggestions:

Thank you for your valuable feedback...

SRI SIDDHARTHA DENTAL COLLEGE AND HOSPITAL

AGALAKOTE, B.H. ROAD, TUMKUR-572107, KARNATAKA.

Recognized by Dental Council of India, NEW DELHI

A Constituent College of Sri Siddhartha Academy of Higher Education (Deemed-to-be-university) Accredited 'A' Grade by NAAC

Phone No: / Fax No: 0816-2275536

Web: www.ssdtumkur.org

Email: ssdtumkur@gmail.com

Date: 10/08/2019

CIRCULAR

A problem based learning is being conducted on 20/08/19 at SSDC, Tumkur by the department of Prosthodontics on the topic of '**Obturator-a boon for rehabilitation**'. All the staff, PG students and Interns are requested to register for the above said course.



HOD

Dept of Prosthodontics
PROF. & H.O.D
Department of Prosthodontics
Crown and Bridge
SRI SIDDHARTHA DENTAL COLLEGE
AGALAKOTE, B.H. ROAD, TUMKUR-572107



Principal/IQAC Chairperson

SSDC

Chairperson, IQAC,
Sri Siddhartha Dental College,
TUMKUR.

SRI SIDDHARTHA DENTAL COLLEGE AND HOSPITAL

AGALAKOTE, B.H.ROAD, TUMKUR-572107, KARNATAKA.

Recognized by Dental Council of India, NEW DELHI

A Constituent College of Sri Siddhartha Academy of Higher Education (Deemed-to-be-university) Accredited 'A' Grade by NAAC

Phone No: / Fax No: 0816-2275536

Web: www.ssdtumkur.org

Email: ssdtumkur@gmail.com

DEPARTMENT OF PROSTHODONTICS INCLUDING CROWN AND BRIDGE

REPORT OF PROBLEM BASED LEARNING PROGRAMME

RESOURCE PERSON: DR.SHYLESH KUMAR

Date: 20/08/2019

The Department of Prosthodontics, Sri Siddhartha Dental College, Tumkur under the guidance of Academy of continuing education programme, had organized a problem based learning program on "Obturator - a boon for rehabilitation " on 20/08/2019



A total of 6 postgraduates had registered for the programme. All the students attended the program.



HOD

Dept. of Prosthodontics

PROF. & H.O.D
Department of Prosthodontics
Crown and Bridge
SRI SIDDHARTHA DENTAL COLLEGE
AGALAKOTE, B.H. ROAD, TUMKUR-572107



Principal/IQAC chairperson

SSDC
Chairperson, IQAC
Sri Siddhartha Dental College,
TUMKUR.

SRI SIDDHARTHA DENTAL COLLEGE AND HOSPITAL

AGALAKOTE, B.H.ROAD, TUMKUR-572107, KARNATAKA.

Recognized by Dental Council of India, NEW DELHI

A Constituent College of Sri Siddhartha Academy of Higher Education (Deemed-to-be-university) Accredited 'A' Grade by NAAC

Phone No: / Fax No: 0816-2275536

Web: www.ssdtumkur.org

Email: ssdtumkur@gmail.com

Problem based learning Department of Prosthodontics

Topic: Obturator - a boon for rehabilitation

Date:20/08/2019

Attendance Sheet

Sl no	Name of the participant	Reg. No
1	Ajay	18SET801
2	Arun	18SET802
3	Ayushi	19SET801
4	Ravi teja	19SET802



INCHARGE STAFF



HEAD OF THE DEPARTMENT

PROF. & H.O.D
Department of Prosthodontics
Crown and Bridge
SRI SIDDHARTHA DENTAL COLLEGE
AGALAKOTE, B. H. ROAD, TUMKUR-572107

SRI SIDDHARTHA DENTAL COLLEGE AND HOSPITAL

AGALAKOTE, B.H.ROAD, TUMKUR-572107, KARNATAKA.

Recognized by Dental Council of India, NEW DELHI

A Constituent College of Sri Siddhartha Academy of Higher Education (Deemed-to-be-university) Accredited 'A' Grade by NAAC

Phone No: / Fax No: 0816-2275536

Web: www.ssdctumkur.org

Email: ssdctumkur@gmail.com

FEEDBACK FORM- ENRICHMENT COURSE / PBL / VALUE ADDED PROGRAM

Rating values:

a) Poor =1 b) Average=2 c) Good=3 d) Very good =4 e) Excellent=5

Please Circle the answer which most closely corresponds to your views about each statement

1. Department: Department of prosthodontics
2. Topic: Obturator-a boon for rehabilitation
3. How well this enrichment course helped to in terms of following statements

Sl. No.	Courses	EXCELLENT	VERY GOOD	GOOD	AVERAGE	POOR
1.	Learning value (in terms of skills, concepts, knowledge, analytical abilities, broadening perspectives)			✓		
2.	Applicability or relevance to real life situations		✓			
3.	Depth and pace of the course content			✓		
4.	Teaching method used		✓			
5.	Overall rating of the enrichment/PBL course		✓			

Any suggestions:

Thank you for your valuable feedback...

SRI SIDDHARTHA DENTAL COLLEGE AND HOSPITAL

AGALAKOTE, B.H. ROAD, TUMKUR-572107, KARNATAKA.

Recognized by Dental Council of India, NEW DELHI

A Constituent College of Sri Siddhartha Academy of Higher Education (Deemed-to-be-university) Accredited 'A' Grade by NAAC

Phone No: / Fax No: 0816-2275536

Web: www.ssdcumkur.org

Email: ssdcumkur@gmail.com

Date: 30/04/2019

CIRCULAR

A problem based learning is being conducted on 03/05/19 at SSDC, Tumkur by the department of Prosthodontics on the topic of '**Roadmap for disbelief to reality**'. All the staff, PG students and Interns are requested to register for the above said course.



HOD

Dept of Prosthodontics

PROF. & HOD
Department of Prosthodontics
Crown and Bridge
SRI SIDDHARTHA DENTAL COLLEGE
AGALAKOTE, B.H. ROAD, TUMKUR-572107



Principal/IQAC Chairperson

SSDC

Chairperson, IQAC,
Sri Siddhartha Dental College,
TUMKUR.

SRI SIDDHARTHA DENTAL COLLEGE AND HOSPITAL

AGALAKOTE, B.H.ROAD, TUMKUR-572107, KARNATAKA.

Recognized by Dental Council of India, NEW DELHI

A Constituent College of Sri Siddhartha Academy of Higher Education (Deemed-to-be-university) Accredited 'A' Grade by NAAC
Phone No: / Fax No: 0816-2275536 Web: www.ssdtumkur.org Email: ssdtumkur@gmail.com

DEPARTMENT OF PROSTHODONTICS INCLUDING CROWN AND BRIDGE

REPORT OF PROBLEM BASED LEARNING PROGRAMME

RESOURCE PERSON: DR.KASHINATH

Date: 03/05/2019

The Department of Prosthodontics, Sri Siddhartha Dental College, Tumkur under the guidance of Academy of continuing education programme, had organized a problem based learning program on " Road map for disbelief to reality " on 03/05/2019



A total of 6 postgraduates had registered for the programme. All the students attended the program.

HOD

Dept. of Prosthodontics

PROF. & H.O.D
Department of Prosthodontics
Crown and Bridge
SRI SIDDHARTHA DENTAL COLLEGE
AGALAKOTE, B.H.ROAD, TUMKUR-572107

Principal/IQAC chairperson

SSDC
Chairperson, IQAC,
Sri Siddhartha Dental College,
TUMKUR.

SRI SIDDHARTHA DENTAL COLLEGE AND HOSPITAL

AGALAKOTE, B.H.ROAD, TUMKUR-572107, KARNATAKA.

Recognized by Dental Council of India, NEW DELHI

A Constituent College of Sri Siddhartha Academy of Higher Education (Deemed-to-be-university) Accredited 'A' Grade by NAAC

Phone No: / Fax No: 0816-2275536

Web: www.ssdtumkur.org

Email: ssdtumkur@gmail.com

Problem based learning Department of Prosthodontics

Topic: Road map for disbelief to reality

Date:03/05/2019

Attendance Sheet

Sl no	Name of the participant	Reg. No
1	Ajay	18SET801
2	Arun	18SET802
3	Katherine	16SET801
4	Narendra	16SET802



INCHARGE STAFF



HEAD OF THE DEPARTMENT

PROF. & H.O.D
Department of Prosthodontics
Crown and Bridge
SRI SIDDHARTHA DENTAL COLLEGE
AGALAKOTE, B.H. ROAD, TUMKUR-572107

SRI SIDDHARTHA DENTAL COLLEGE AND HOSPITAL

AGALAKOTE, B.H.ROAD, TUMKUR-572107, KARNATAKA.

Recognized by Dental Council of India, NEW DELHI

A Constituent College of Sri Siddhartha Academy of Higher Education (Deemed-to-be-university) Accredited 'A' Grade by NAAC

Phone No: / Fax No: 0816-2275536

Web: www.ssdctumkur.org

Email: ssdctumkur@gmail.com

FEEDBACK FORM- ENRICHMENT COURSE / PBL / VALUE ADDED PROGRAM

Rating values:

a) Poor =1 b) Average=2 c) Good=3 d) Very good =4 e) Excellent=5

Please Circle the answer which most closely corresponds to your views about each statement

1. Department: Department of prosthodontics

2. Topic: Road map for disbelief to reality.

3. How well this enrichment course helped to in terms of following statements

Sl. No.	Courses	EXCELLENT	VERY GOOD	GOOD	AVERAGE	POOR
1.	Learning value (in terms of skills, concepts, knowledge, analytical abilities, broadening perspectives)		✓			
2.	Applicability or relevance to real life situations	✓				
3.	Depth and pace of the course content		✓			
4.	Teaching method used		✓			
5.	Overall rating of the enrichment/PBL course		✓			

Any suggestions:

Thank you for your valuable feedback...

SRI SIDDHARTHA DENTAL COLLEGE AND HOSPITAL

AGALAKOTE, B.H.ROAD, TUMKUR-572107, KARNATAKA.

Recognized by Dental Council of India, NEW DELHI

A Constituent College of Sri Siddhartha Academy of Higher Education (Deemed-to-be-university) Accredited 'A' Grade by NAAC

Phone No: / Fax No: 0816-2275536

Web: www.ssdctumkur.org

Email: ssdctumkur@gmail.com

Department of Periodontology

Enrichment course-

Title: Periodontal Medicine (Diabetics and periodontitis) – Inner View

Objective:

To give the participants a complete insight into inter relationship between diabetics and periodontitis.

Course content:

3. Introduction to concept of periodontal medicine. (Inter relationship between periodontitis and diabetics)
4. Discussion with the participants based on the cases reporting to the department.

Teaching aids:

3. Power point presentation.
4. Charts.

Audience:

Final BDS students 5 members can enroll at a time.

Course is conducted every month on fourth wednesday.

Resource persons:

Dr. Santhosh Kumar R will give the lecture.

Dr. Shruthi S will be assisting in the case discussion.

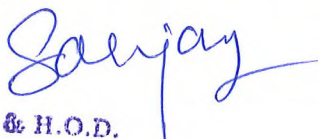
Method of content delivery:

4. The course will be conducted for small batch of 5 interns.
5. A power point lecture will precede the case discussion.
6. A case will be given with a detailed history for diagnosis.


Discussion:

The course is designed to enrich the knowledge of the participants regarding perio systemic link (Periodontal medicine). To review their understanding on the subject the cases reporting to the department will be given to the participants who will have to check the patient clinically and take a thorough history and come to a diagnosis. And also to justify if there is a perio systemic link in the given case and why?

At the end of the module the participants are expected to have a knowledge about the possible systemic condition which could be a cause for the aggravation of periodontal disease and its management.



PROF., & H.O.D.
Dept., Of Periodontics
Sri Siddhartha Dental College
Agalakote, B.H. Road, Tumkur - 572107



Chairperson, ICAC,
Sri Siddhartha Dental College,
TUMKUR.

SRI SIDDHARTHA DENTAL COLLEGE AND HOSPITAL

AGALAKOTE, B.H.ROAD, TUMKUR-572107, KARNATAKA.

Recognized by Dental Council of India, NEW DELHI

A Constituent College of Sri Siddhartha Academy of Higher Education (Deemed-to-be-university) Accredited 'A' Grade by NAAC

Phone No: / Fax No: 0816-2275536

Web: www.ssdctumkur.org

Email: ssdctumkur@gmail.com

Conclusion:

This course which is aimed at small group of students to make them well verse with the possible link of diabetics and periodontal disease and its timely management.



Sanjay

PROF., & H.O.D.
Dept., Of Periodontics
Sri Siddhartha Dental College
Agalakote, B.H. Road, Tumkur - 572107

K.A. Ashwath

Chairperson, IOAC,
Sri Siddhartha Dental College
TUMKUR.

SRI SIDDHARTHA DENTAL COLLEGE AND HOSPITAL

AGALAKOTE, B.H.ROAD, TUMKUR-572107, KARNATAKA.

Recognized by Dental Council of India, NEW DELHI

A Constituent College of Sri Siddhartha Academy of Higher Education (Deemed-to-be-university) Accredited 'A' Grade by NAAC

Phone No: / Fax No: 0816-2275536

Web: www.ssdetumkur.org

Email: ssdetumkur@gmail.com

DEPARTMENT OF PERIODONTICS

ENRICHMENT PROGRAMME

ATTENDANCE SHEET

S.NO	REGISTER NO.	NAME
1	19SD1023	Mr. PRAVEEN
2	19SD1024	Ms. RAKSHITA HIREGOUDAR
3	19SD1025	Ms. RAMACHANDRA APPASAB MAGADUM
4	19SD1026	Ms. RESHMARAJ
5	19SD1027	Ms. RUTH MURTEM



PROF., & H.O.D.
Dept., Of Periodontics
Sri Siddhartha Dental College
Agalakote, B.H. Road, Tumkur - 572107



Chairperson, IQAC,
Sri Siddhartha Dental College
TUMKUR.

SRI SIDDHARTHA DENTAL COLLEGE AND HOSPITAL

AGALAKOTE, B.H.ROAD, TUMKUR-572107, KARNATAKA.

Recognized by Dental Council of India, NEW DELHI

A Constituent College of Sri Siddhartha Academy of Higher Education (Deemed-to-be-university) Accredited 'A' Grade by NAAC

Phone No: / Fax No: 0816-2275536

Web: www.ssdtumkur.org

Email: ssdtumkur@gmail.com

DEPARTMENT OF PERIODONTICS

FEEDBACK FORM- ENRICHMENT PROGRAM

Rating values:

a) Poor =1 b) Average=2 c) Good=3 d) Very good =4 e) Excellent=5

Please Circle the answer which most closely corresponds to your views about each statement

1. Department: Periodontics
2. Topic: Incision for Precision

3. How well this enrichment course helped to in terms of following statements

Sl. No.	Courses	EXCELLENT	VERY GOOD	GOOD	AVERAGE	POOR
1.	Learning value (in terms of skills, concepts, knowledge, analytical abilities, broadening perspectives)	<input checked="" type="checkbox"/>	<input type="checkbox"/>	<input type="checkbox"/>	<input type="checkbox"/>	<input type="checkbox"/>
2.	Applicability or relevance to real life situations	<input checked="" type="checkbox"/>	<input type="checkbox"/>	<input type="checkbox"/>	<input type="checkbox"/>	<input type="checkbox"/>
3.	Depth and pace of the course content	<input checked="" type="checkbox"/>	<input type="checkbox"/>	<input type="checkbox"/>	<input type="checkbox"/>	<input type="checkbox"/>
4.	Teaching method used	<input checked="" type="checkbox"/>	<input type="checkbox"/>	<input type="checkbox"/>	<input type="checkbox"/>	<input type="checkbox"/>
5.	Overall rating of the enrichment/PBL course	<input checked="" type="checkbox"/>	<input type="checkbox"/>	<input type="checkbox"/>	<input type="checkbox"/>	<input type="checkbox"/>

Any suggestions:

Thank you for your valuable feedback...

SRI SIDDHARTHA DENTAL COLLEGE AND HOSPITAL

AGALAKOTE, B.H.ROAD, TUMKUR-572107, KARNATAKA.

Recognized by Dental Council of India, NEW DELHI

A Constituent College of Sri Siddhartha Academy of Higher Education (Deemed-to-be-university) Accredited 'A' Grade by NAAC

Phone No: / Fax No: 0816-2275536

Web: www.ssdtumkur.org

Email: ssdtumkur@gmail.com

Department of Oral Medicine and Radiology

ENRICHMENT PROGRAMME: 2019-20

CIRCULAR

Enrichment programmes on the following topics are available from department of Oral medicine and Radiology. Enrolment to be done two days prior to the programme date. Program will be conducted on SECOND FRIDAY of designated months between 2.00 pm to 3.00 pm.

Topics:

TOPIC	MONTH
1. Prescription writing	JULY
2. Pain dairy	AUGUST
3. How to take OPG & lateral cephalogram	SEPTEMBER
4. Oral cancer screening	OCTOBER
5. CBCT – How to view images using soft ware	NOVEMBER
6. How to use TENS	DECEMBER



Signature of the HOD

PROF & HEAD
Dept. of Oral Medicine & Radiology
SRI SIDDHARTHA DENTAL COLLEGE AND HOSPITAL

SRI SIDDHARTHA DENTAL COLLEGE AND HOSPITAL

AGALAKOTE, B.H.ROAD, TUMKUR-572107, KARNATAKA.

Recognized by Dental Council of India, NEW DELHI

A Constituent College of Sri Siddhartha Academy of Higher Education (Deemed-to-be-university) Accredited 'A' Grade by NAAC

Phone No: / Fax No: 0816-2275536

Web: www.ssdctumkur.org

Email: ssdctumkur@gmail.com

Department of Oral Medicine and Radiology Enrichment program 2019-20

Topic	Month & Date	Resource person
Prescription writing	July 12/7/2019	Dr Suhas S



Resource person



Head of the Department

PROF & HEAD
Dept. of Oral Medicine & Radiology
SSDC, Tumkur

Attendance list

Sl. no	Register number	Name of the student
1	15SD1001	AISHWARYA DEO
2	15SD1002	AKSHAY SUBASH
3	15SD1003	ANN MARY VARGHESE
4	15SD1004	ARMEENA KHANUM
5	15SD1005	ASHISH SUBHASH
6	15SD1006	RANESHKUMAR SINGH
7	15SD1007	AVI NITINKUMAR PATEL
8	15SD1008	BENEZER RAPSANG
9	15SD1009	V. CHANDRODHAYAM
10	15SD1010	DIVEIYA
11	15SD1011	ELDHO RAJU
12	15SD1012	JOEL PHILIP GEORGE
13	15SD1013	K.P SHAZIA
14	15SD1014	KASARANENI PRENEETA
15	15SD1015	KOMMURI DAKSHAYANI
16	15SD1016	KRISHNA GAYATHRY. S
17	15SD1017	LAAVENAA
18	15SD1018	LALANA.D.N
19	15SD1019	LAMBAAYUM BIKRAMJIT
20	15SD1020	M. DARSHINI
21	15SD1021	MARYAM AKHTAR
22	15SD1022	MEGHA SHAJU
23	15SD1023	MISBAHATUL ILM



Signature of the HOD

PROF & HEAD
Dept. of Oral Medicine & Radiology
SSDC, Tumkur

SRI SIDDHARTHA DENTAL COLLEGE AND HOSPITAL

AGALAKOTE, B.H.ROAD, TUMKUR-572107, KARNATAKA.

Recognized by Dental Council of India, NEW DELHI

A Constituent College of Sri Siddhartha Academy of Higher Education (Deemed-to-be-university) Accredited 'A' Grade by NAAC

Phone No: / Fax No: 0816-2275536

Web: www.ssdctumkur.org

Email: ssdctumkur@gmail.com

Department of Oral Medicine and Radiology Enrichment program 2019-20

Topic	Month & Date	Resource person
Pain dairy	August 09/8/2019	Dr Jayadev S



Resource person



Head of the Department

PROF & HEAD

Dept. of Oral Medicine & Radiology

SSDC, Tumkur

Attendance list

Sl. no	Register number	Name of the student
1	15SD1001	AISHWARYA DEO
2	15SD1002	AKSHAY SUBASH
3	15SD1003	ANN MARY VARGHESE
4	15SD1004	ARMEENA KHANUM
5	15SD1005	ASHISH SUBHASH
6	15SD1006	ATHOKPAM RANESHKUMAR SINGH
7	15SD1007	AVI NITINKUMAR PATEL
8	15SD1008	BENEZER RAPSANG
9	15SD1009	V. CHANDRODHAYAM
10	15SD1010	DIVEIYA
11	15SD1011	ELDHO RAJU
12	15SD1012	JOEL PHILIP GEORGE
13	15SD1013	K.P SHAZIA
14	15SD1014	KASARANENI PRENEETA
15	15SD1015	KOMMURI DAKSHAYANI
16	15SD1016	KRISHNA GAYATHRY. S
17	15SD1017	LAAVENAA



Signature of the HOD

PROF & HEAD

Dept. of Oral Medicine & Radiology

SSDC, Tumkur

SRI SIDDHARTHA DENTAL COLLEGE AND HOSPITAL

AGALAKOTE, B.H.ROAD, TUMKUR-572107, KARNATAKA.

Recognized by Dental Council of India, NEW DELHI

A Constituent College of Sri Siddhartha Academy of Higher Education (Deemed-to-be-university) Accredited 'A' Grade by NAAC

Phone No: / Fax No: 0816-2275536

Web: www.ssdctumkur.org

Email: ssdctumkur@gmail.com

Department of Oral Medicine and Radiology Enrichment program 2019-20

Topic	Month & Date	Resource person
How to take OPG and lateral Cephalogram	September 13/9/2019	Dr. Suchetha D N



Resource person



Head of the Department

PROF & HEAD
Dept. of Oral Medicine & Radiology
SSDC, Tumkur

Attendance list

Sl. no	Register number	Name of the student
1	15SD1001	AISHWARYA DEO
2	15SD1002	AKSHAY SUBASH
3	15SD1003	ANN MARY VARGHESE
4	15SD1004	ARMEENA KHANUM
5	15SD1005	ASHISH SUBHASH
6	15SD1006	RANESHKUMAR SINGH
7	15SD1007	AVI NITINKUMAR PATEL
8	15SD1008	BENEZER RAPSANG
9	15SD1009	V. CHANDRODHAYAM
10	15SD1010	DIVEIYA
11	15SD1011	ELDHO RAJU
12	15SD1012	JOEL PHILIP GEORGE
13	15SD1013	K.P SHAZIA
14	15SD1014	KASARANENI PRENEETA
15	15SD1015	KOMMURI DAKSHAYANI



Signature of the HOD

PROF & HEAD
Dept. of Oral Medicine & Radiology
SSDC, Tumkur

SRI SIDDHARTHA DENTAL COLLEGE AND HOSPITAL

AGALAKOTE, B.H.ROAD, TUMKUR-572107, KARNATAKA.

Recognized by Dental Council of India, NEW DELHI

A Constituent College of Sri Siddhartha Academy of Higher Education (Deemed-to-be-university) Accredited 'A' Grade by NAAC

Phone No: / Fax No: 0816-2275536


Web: www.ssdctumkur.org

Email: ssdctumkur@gmail.com

Department of Oral Medicine and Radiology Enrichment program 2019-20


Topic	Month & Date	Resource person
Oral cancer screening	October 11/10/2019	Dr Mahalakshmi S


Resource person


Head of the Department
PROF & HEAD
Dept. of Oral Medicine & Radiology
SSDC, Tumkur

Attendance list

Sl. no	Register number	Name of the student
1	15SD1001	AISHWARYA DEO
2	15SD1002	AKSHAY SUBASH
3	15SD1003	ANN MARY VARGHESE
4	15SD1004	ARMEENA KHANUM
5	15SD1005	ASHISH SUBHASH
6	15SD1006	RANESHKUMAR SINGH
7	15SD1007	AVI NITINKUMAR PATEL
8	15SD1008	BENEZER RAPSANG
9	15SD1009	V. CHANDRODHAYAM
10	15SD1010	DIVEIYA
11	15SD1011	ELDHO RAJU
12	15SD1012	JOEL PHILIP GEORGE


Signature of the HOD

PROF & HEAD
Dept. of Oral Medicine & Radiology
SSDC, Tumkur

SRI SIDDHARTHA DENTAL COLLEGE AND HOSPITAL

AGALAKOTE, B.H.ROAD, TUMKUR-572107, KARNATAKA.

Recognized by Dental Council of India, NEW DELHI

A Constituent College of Sri Siddhartha Academy of Higher Education (Deemed-to-be-university) Accredited 'A' Grade by NAAC

Phone No: / Fax No: 0816-2275536

Web: www.ssdctumkur.org

Email: ssdctumkur@gmail.com

Department of Oral Medicine and Radiology Enrichment program 2019-20

Topic	Month & Date	Resource person
CBCT – How to view images using software	November 08/11/2019	Dr Suhas S

Resource person

Head of the Department

PROF & HEAD

Dept. of Oral Medicine & Radiology
SSDC, Tumkur

Attendance list

Sl. no	Register number	Name of the student
1	15SD1001	AISHWARYA DEO
2	15SD1002	AKSHAY SUBASH
3	15SD1003	ANN MARY VARGHESE
4	15SD1004	ARMEENA KHANUM
5	15SD1005	ASHISH SUBHASH
6	15SD1006	RANESHKUMAR SINGH
7	15SD1007	AVI NITINKUMAR PATEL
8	15SD1008	BENEZER RAPSANG
9	15SD1009	V. CHANDRODHAYAM
10	15SD1010	DIVEIYA
11	15SD1011	ELDHO RAJU
12	15SD1012	JOEL PHILIP GEORGE
13	15SD1013	K.P SHAZIA
14	15SD1014	KASARANENI PRENEETA
15	15SD1015	KOMMURI DAKSHAYANI
16	15SD1016	KRISHNA GAYATHRY. S
17	15SD1017	LAAVENAA
18	15SD1018	LALANA.D.N
19	15SD1019	LAMBAAYUM BIKRAMJIT
20	15SD1020	M. DARSHINI
21	15SD1021	MARYAM AKHTAR
22	15SD1022	MEGHA SHAJU
23	15SD1023	MISBAHATUL ILM

Signature of the HOD

PROF & HEAD
Dept. of Oral Medicine & Radiology
SSDC, Tumkur

SRI SIDDHARTHA DENTAL COLLEGE AND HOSPITAL

AGALAKOTE, B.H.ROAD, TUMKUR-572107, KARNATAKA.

Recognized by Dental Council of India, NEW DELHI

A Constituent College of Sri Siddhartha Academy of Higher Education (Deemed-to-be-university) Accredited 'A' Grade by NAAC

Phone No: / Fax No: 0816-2275536

Web: www.ssdctumkur.org

Email: ssdctumkur@gmail.com

Department of Oral Medicine and Radiology Enrichment program 2019-20

Topic	Month & Date	Resource person
How to use TENS	December 14/12/2018	Dr Jayadev S



Resource person


Head of the Department

PROF & HEAD
Dept. of Oral Medicine & Radiology
SSDC, Tumkur

Attendance list

Sl. no	Register number	Name of the student
1	15SD1001	AISHWARYA DEO
2	15SD1002	AKSHAY SUBASH
3	15SD1003	ANN MARY VARGHESE
4	15SD1004	ARMEENA KHANUM
5	15SD1005	ASHISH SUBHASH
6	15SD1006	RANESHKUMAR SINGH
7	15SD1007	AVI NITINKUMAR PATEL
8	15SD1008	BENEZER RAPSANG
9	15SD1009	V. CHANDRODHAYAM
10	15SD1010	DIVEIYA
11	15SD1011	ELDHO RAJU
12	15SD1012	JOEL PHILIP GEORGE
13	15SD1013	K.P SHAZIA
14	15SD1014	KASARANENI PRENEETA
15	15SD1015	KOMMURI DAKSHAYANI
16	15SD1016	KRISHNA GAYATHRY. S
17	15SD1017	LAAVENAA
18	15SD1018	LALANA.D.N
19	15SD1019	LAMBAAYUM BIKRAMJIT
20	15SD1020	M. DARSHINI


Signature of the HOD

PROF & HEAD
Dept. of Oral Medicine & Radiology
SSDC, Tumkur

SRI SIDDHARTHA DENTAL COLLEGE AND HOSPITAL

AGALAKOTE, B.H.ROAD, TUMKUR-572107, KARNATAKA.

Recognized by Dental Council of India, NEW DELHI

A Constituent College of Sri Siddhartha Academy of Higher Education (Deemed-to-be-university) Accredited 'A' Grade by NAAC

Phone No: / Fax No: 0816-2275536

Web: www.ssdtumkur.org

Email: ssdtumkur@gmail.com

DEPARTMENT OF ORAL PATHOLOGY & MICROBIOLOGY

ENRICHMENT COURSE

Date :17/12/2019

TITLE : STORY TOLD BY SHEDDING CELLS.

OBJECTIVES:

- To learn to prepare exfoliative cytology smears.
- To learn the procedure of Papanicolaou staining.
- Study smear under microscope.
- Different applications of exfoliative cytology

SIGNIFICANCE:

Learning about exfoliative cytology will be of help in clinical practice in preparing smears for diagnosis of certain lesions. It will help the clinicians to understand application of exfoliative cytology.

CONTENT:

Introduction:

Exfoliative cytology is the study of superficial cells which have been exfoliated or shed from mucous membrane, renal tubule etc. and also includes the study of those cells which have been scraped or pulled off such surfaces.

It has been known for more than 100 years that cells removed from tumors can provide a clue to diagnosis (Beale 1860, Gates et.al 1947). However it was not until Papanicolaou (1954) and Papanicolaou and Traut (1943) and others (Ayre 1951, Beale 1960) had explored the diagnostic potential of cytology that this technique was recognized and extensively applied to the detection of cancer.

SRI SIDDHARTHA DENTAL COLLEGE AND HOSPITAL

AGALAKOTE, B.H.ROAD, TUMKUR-572107, KARNATAKA.

Recognized by Dental Council of India, NEW DELHI

A Constituent College of Sri Siddhartha Academy of Higher Education (Deemed-to-be-university) Accredited 'A' Grade by NAAC

Phone No: / Fax No: 0816-2275536

Web: www.ssdctumkur.org

Email: ssdctumkur@gmail.com

Basis for exfoliative cytology.

Normal squamous epithelium undergoes continual exfoliation of its superficial cells as a part of physiologic turnover. The cells of deeper layers are strongly adherent to each other under normal conditions. However, when epithelium becomes the site of malignant disease or of some benign condition, the cells may lose their cohesiveness so that the deeper cells may be exfoliated along with superficial cells (Cahn 1965). Cells collected from a malignant lesion exhibit certain alterations that have come to be recognized as indicative of malignancy.

To help learn the basic aspects of exfoliative cytology and use in clinical practice for diagnosis of certain lesions the enrichment course includes the following information. This helps the clinicians to understand application of exfoliative cytology.

Content:

27. Indications
28. Contra indications
29. Merits
30. Demerits
31. Technique for obtaining oral exfoliative cytologic smears:
32. Fixation.
33. Mailing of unstained smears
34. Interpretation of exfoliative cytology smear:
35. Papanicolaou staining method
36. criteria that the pathologist uses for determining the malignancy of a smear under histologic examination
 - Nuclear changes.
 - Cytoplasmic changes.
 - Changes in cell as a whole.
 - Changes in the interrelationships of cells.
 - Indirect criteria.
37. Classification system basically described by **Papanicolaou** and widely used.

SRI SIDDHARTHA DENTAL COLLEGE AND HOSPITAL

AGALAKOTE, B.H.ROAD, TUMKUR-572107, KARNATAKA.

Recognized by Dental Council of India, NEW DELHI

A Constituent College of Sri Siddhartha Academy of Higher Education (Deemed-to-be-university) Accredited 'A' Grade by NAAC

Phone No: / Fax No: 0816-2275536

Web: www.ssdtumkur.org

Email: ssdtumkur@gmail.com

38. Reason for Failures or false negative results

39. Advances in exfoliative cytology :

Teaching aid:

Theory and practical demonstration.

Target audience:

Undergraduate students, postgraduate students, general dentistry practitioners.



K.N. Debnath

Chairperson, IQAC,
Sri Siddhartha Dental College,
TUMKUR.

[Handwritten Signature]

PROF., & H.O.D.,
Dept., Of Oral Pathology & Microbiology,
Sri Siddhartha Dental College,
Agalakote, B.H. Road, Tumkur - 572107

SRI SIDDHARTHA DENTAL COLLEGE AND HOSPITAL

AGALAKOTE, B.H.ROAD, TUMKUR-572107, KARNATAKA.

Recognized by Dental Council of India, NEW DELHI

A Constituent College of Sri Siddhartha Academy of Higher Education (Deemed-to-be-university) Accredited "A" Grade by NAAC

Phone No: / Fax No: 0816-2275536

Web: www.ssdtumkur.org

Email: ssdtumkur@gmail.com

SRI SIDDHARTHA DENTAL COLLEGE, TUMKUR-7

DEPARTMENT OF ORAL PATHOLOGY & MICROBIOLOGY

ENRICHMENT – 17/12/19

TOPIC: EXFOLIATIVE CYTOLOGY- Story told by shedding cells

Attendance list

Sl No	University Reg. No	Name of the student
1	17SD1001	ARYAKRISHNAN.D
2	17SD1002	AA YUSHI BUDHRAM BAREWAR
3	17SD1003	BHUSHAN ANKUSH GAIKWAD
4	17SD1004	HARSHITHA.D
5	17SD1005	IFFAT SHARIF
6	17SD1007	SANGAMITHRA.N
7	17SD1008	R. MEGHANA
8	17SD1010	SHREYA.H.S
9	17SD1011	SRUTHI.G
10	17SD1012	HARSHITHA.M.R



PROF., & H.O.D.

Dept., Of Oral Pathology & Microbiology
Sri Siddhartha Dental College
Agalakote, B.H. Road, Tumkur - 572107

SRI SIDDHARTHA DENTAL COLLEGE AND HOSPITAL

AGALAKOTE, B.H.ROAD, TUMKUR-572107, KARNATAKA.

Recognized by Dental Council of India, NEW DELHI

A Constituent College of Sri Siddhartha Academy of Higher Education (Deemed-to-be-university) Accredited 'A' Grade by NAAC

Phone No. / Fax No: 0816-2275536

Web: www.ssdetumkur.org

Email: ssdetumkur@gmail.com

FEEDBACK FORM- ENRICHMENT COURSE / PBL / VALUE ADDED PROGRAM

Rating values:

a) Poor =1 b) Average=2 c) Good=3 d) Very good =4 e) Excellent=5

Please Circle the answer which most closely corresponds to your views about each statement

1. Department: *Oral pathology.*

2. Topic: *Exfoliative cytology*

3. How well this enrichment course helped to in terms of following statements

Sl. No.	Courses	EXCELLENT	VERY GOOD	GOOD	AVERAGE	POOR
1.	Learning value (in terms of skills, concepts, knowledge, analytical abilities, broadening perspectives)	✓				
2.	Applicability or relevance to real life situations		✓			
3.	Depth and pace of the course content	✓				
4.	Teaching method used	✓				
5.	Overall rating of the enrichment/PBL course	✓				

Any suggestions:

Thank you for your valuable feedback....

SRI SIDDHARTHA DENTAL COLLEGE AND HOSPITAL

AGALAKOTE, B.H.ROAD, TUMKUR-572107, KARNATAKA.

Recognized by Dental Council of India, NEW DELHI

A Constituent College of Sri Siddhartha Academy of Higher Education (Deemed-to-be-university) Accredited 'A' Grade by NAAC

Phone No: / Fax No: 0816-2275536

Web: www.ssdctumkur.org

Email: ssdctumkur@gmail.com

DEPARTMENT OF ORAL PATHOLOGY AND MICROBIOLOGY

Enrichment Course for I & III BDS students

Title: Pathology identification of cast specimens –Practice for perfection-15/11/2019

Dr.Laxmidevi B.L

Reader

Department of Oral Pathology and Microbiology

Objective: To help the students in honing their skills through practice in identification of teeth, age estimation and pathology identification on cast specimens of patients.

Significance To provide basic components of the skills needed to practice in all phases of dentistry

Content Define:

Introduction: Today's students are tomorrow's clinicians. In a normal healthy mouth a clinician not only appreciates the clinical crown of teeth surrounded by the gingival tissues but also the number, shape, size, position, coloration and angulation of teeth. Most parts of the teeth are hidden by the gingiva which can be visualized radiographically. When the observations from clinical and radiographic sources of information are coupled with sufficient knowledge of dental morphology and chronology of human dentition, the clinician has the foundation for the diagnosis and management of most of the disorders of oral cavity.

Description: Identifying the morphology and anomaly of teeth is an essential part of dentistry and age determination of a person is a central issue in studies of past and living population and has a role in forensic science which plays an important role in estimating the age of deceased persons or their remains. Often it is a question of assessment of age at the time of death. Assigning the dental age or the assessment of dental development by looking in to the mouth to note the teeth that have emerged through the gingiva is important for the clinician. Thus in the absence of other data the approximate age can be estimated with the help of teeth.

But it is not enough to know just morphology of teeth, it is also necessary to accept the concept of morphological variability from functional, esthetic and statistical sense.

Knowing the chronology of the primary and permanent dentition aids in identifying disturbances in the teeth in the form of shape, color, arrangement and structure that might have occurred during development. For eg. dental anomalies are most commonly seen with third molars, maxillary lateral incisors and mandibular second molars. Abnormally shaped crowns such as peg laterals or missing laterals can pose the esthetic problems and mandibular second molar with two

SRI SIDDHARTHA DENTAL COLLEGE AND HOSPITAL

AGALAKOTE, B.H.ROAD, TUMKUR-572107, KARNATAKA.

Recognized by Dental Council of India, NEW DELHI

A Constituent College of Sri Siddhartha Academy of Higher Education (Deemed-to-be-university) Accredited 'A' Grade by NAAC

Phone No: / Fax No: 0816-2275536

Web: www.ssdctumkur.org

Email: ssdctumkur@gmail.com

lingual cusps can present restorative problems. Hence the developmental disturbances of teeth such as microdontia, macrodontia, talons cusp, fusion, germination, dense invaginatus, dense in dente etc. can also be appreciated on casts

The location of defects such as enamel hypoplasia on tooth crowns provides the basic evidence of estimating the time of development with unknown error and potential bias.

The children born with the cleft lip and palate exhibit various malformations of the crowns of the teeth of both dentition. The coronal malformations are not limited to the region of the cleft but involve posterior teeth as well. Hence in this way a number of congenital malformations involving the teeth are evident with some result of some endogenous and as well as exogenous factors. When the malformation has some particular characteristics and it consistent with some particular phase of dental development then it may be possible to determine the cause of the disturbance.

Along with this, pathology aspects of teeth such as arch length and teeth size discrepancies eg. micrognathia, macrognathia, gingival recession, maxillary and mandibular tori, etc can provide overall view of approaching the oral cavity.

Hence this provides the comprehensive approach for a student to begin as a clinician

Teaching Aids: Dental Casts: demonstration of morphological features and pathology on the casts of the patient

Audience: I and III BDS students



[Handwritten signature]

[Handwritten signature]

Chairperson, IQAC,
Sri Siddhartha Dental College,
TUMKUR.

[Handwritten signature]

PROF. & H.O.D.,
Dept. Of Oral Pathology & Microbiology,
Sri Siddhartha Dental College,
Agalakote, B.H. Road, Tumkur.

SRI SIDDHARTHA DENTAL COLLEGE AND HOSPITAL

AGALAKOTE, B.H.ROAD, TUMKUR-572107, KARNATAKA.

Recognized by Dental Council of India, NEW DELHI

A Constituent College of Sri Siddhartha Academy of Higher Education (Deemed-to-be-university) Accredited 'A' Grade by NAAC

Phone No. / Fax No. 0816-2275536

Web: www.ssdctumkur.org

Email: ssdctumkur@gmail.com

SRI SIDDHARTHA DENTAL COLLEGE, TUMKUR-7

DEPARTMENT OF ORAL PATHOLOGY & MICROBIOLOGY

TOPIC: PATHOLOGY IDENTIFICATION OF CAST AND TOOTH SPECIMENS-15/11/19

ATTENDANCE LIST

SL.NO	REG NO	STUDENT NAME
1.	17SD1016	SNEHA C
2.	17SD1017	HARIPRIYA LAISHRAM
3.	17SD1018	VEERABOYINA JASWANTHI
4.	17SD1019	ALEX DAS.Y
5.	17SD1020	NIRMALYA GHOSAL
6.	17SD1021	AKSHAYA.S
7.	17SD1022	AKSHILYA MARIA
8.	17SD1023	TORIYA M SHAJI
9.	17SD1024	SAHANA.K
10.	17SD1025	GOPAVARAM HARSHA PRIYA
11.	17SD1026	SAYED ASIF HUSSAIN
12.	17SD1027	NEHA MOHAN
13.	17SD1028	SNEHA KUMARI
14.	17SD1029	DHIRAJ .C.R
15.	17SD1030	NIKITHA .T
16.	17SD1031	AISHWARYA.T


PROF. & H.O.P

DEPT. OF ORAL PATHOLOGY & MICROBIOLOGY
SRI SIDDHARTHA DENTAL COLLEGE, TUMKUR-7

SRI SIDDHARTHA DENTAL COLLEGE AND HOSPITAL

AGALAKOTE, B.H.ROAD, TUMKUR-572107, KARNATAKA.

Recognized by Dental Council of India, NEW DELHI

A Constituent College of Sri Siddhartha Academy of Higher Education (Deemed-to-be-university) Accredited 'A' Grade by NAAC

Phone No / Fax No: 0816-2275536

Web: www.ssdctumkur.org

Email: ssdctumkur@gmail.com

FEEDBACK FORM- ENRICHMENT COURSE / PBL / VALUE ADDED PROGRAM

Rating values:

a) Poor =1 b) Average=2 c) Good=3 d) Very good =4 e) Excellent=5

Please Circle the answer which most closely corresponds to your views about each statement

1. Department: *Oral Pathology.*

2. Topic: *Identification of cast and tooth specimen*

3. How well this enrichment course helped to in terms of following statements

Sl. No.	Courses	EXCELLENT	VERY GOOD	GOOD	AVERAGE	POOR
1.	Learning value (in terms of skills, concepts, knowledge, analytical abilities, broadening perspectives)	<input checked="" type="checkbox"/>				
2.	Applicability or relevance to real life situations	<input checked="" type="checkbox"/>				
3.	Depth and pace of the course content	<input checked="" type="checkbox"/>				
4.	Teaching method used	<input checked="" type="checkbox"/>				
5.	Overall rating of the enrichment/PBL course	<input checked="" type="checkbox"/>				

Any suggestions:

Thank you for your valuable feedback...

SRI SIDDHARTHA DENTAL COLLEGE AND HOSPITAL

AGALAKOTE, B.H.ROAD, TUMKUR-572107, KARNATAKA.

Recognized by Dental Council of India, NEW DELHI

A Constituent College of Sri Siddhartha Academy of Higher Education (Deemed-to-be-university) Accredited 'A' Grade by NAAC

Phone No: / Fax No: 0816-2275536

Web: www.ssdctumkur.org

Email: ssdctumkur@gmail.com

DEPARTMENT OF ORAL PATHOLOGY & MICROBIOLOGY

ENRICHMENT COURSE

TITLE: HISTOPATHOLOGY LABORATORY TECHNIQUES

17/1/19

OBJECTIVES:

- To learn & prepare routine histopathology laboratory techniques
- To learn the procedure of processing the tissue
- To learn the procedure of sectioning technique
- To learn the procedure of H&E Staining
- Study stained slide under research microscope

SIGNIFICANCE:

- Learning about histological laboratory techniques will not only help in diagnosing the case but also students will get to know the tedious procedure which is carried out in routine histological laboratory and time frame required to arrive at final diagnosis.
- Histology is the study of the microscopic structures of cells and tissues. It is often carried out by examining a thin slice (called a "section") of tissue under a light microscope or an electron microscope. It helps students gain a better understanding of cell behaviour and more understandable. Histology enables students to predict and understand behaviour and function and arrive at correct diagnosis for treatment aspect.

CONTENT:

Introduction:

In order to study tissues with a microscope they must be preserved (fixed) and cut into sections thin enough to be translucent. Following fixation, blocks of tissue must be cut into thin sections. Following which the tissue is processed using various chemical like dehydration in alcohols and infiltration with paraffin, and embedding done. 5 microns in thickness of tissue sections are cut using microtome. Staining of histological sections allows observation of

SRI SIDDHARTHA DENTAL COLLEGE AND HOSPITAL

AGALAKOTE, B.H.ROAD, TUMKUR-572107, KARNATAKA.

Recognized by Dental Council of India, NEW DELHI

A Constituent College of Sri Siddhartha Academy of Higher Education (Deemed-to-be-university) Accredited 'A' Grade by NAAC

Phone No: / Fax No: 0816-2275536

Web: www.ssdctumkur.org

Email: ssdctumkur@gmail.com

features otherwise not distinguishable. For routine histological work, it is customary to use two dyes, one that stains certain components a bright color and the other, called the counterstain that stains other cellular structures a contrasting color. Routine hematoxylin& eosin is stained. Hematoxylin stains negatively charged structures, such as DNA, a blue color. Eosin imparts a pink color to most of the other cell components. Followed by mounting

Content:

10. Tissue resection
11. Fixation
12. Dehydration
13. Infiltration and embedding in paraffin.
14. Sectioning with a microtome
15. Staining with H& E
16. Mounting of stained tissue
17. Interpretation of slide
18. To determine benign & malignant condition

Teaching aid:

Theory & practical demonstration

Target audience:

Undergraduate students& Interns.



In-charge Staff

hikhithe S
17/1/19

K.N. Ashwath
Chairperson, ICAC,
Sri Siddhartha Dental College,
TUMKUR.

Odey
PROP., S.H.O.C.,
Dept. of Oral Pathology,
Sri Siddhartha Dental College,
Agalakoville, B.H. Road, Tumkur-572107

SRI SIDDHARTHA DENTAL COLLEGE AND HOSPITAL

AGALAKOTE, B.H.ROAD, TUMKUR-572107, KARNATAKA.

Recognized by Dental Council of India, NEW DELHI

A Constituent College of Sri Siddhartha Academy of Higher Education (Deemed-to-be-university) Accredited 'A' Grade by NAAC

Phone No / Fax No 0816-2275536

Web www.ssdctumkur.org

Email ssdctumkur.a@gmail.com

SRI SIDDHARTHA DENTAL COLLEGE, TUMKUR-7


DEPARTMENT OF ORAL PATHOLOGY & MICROBIOLOGY

ENRICHMENT

TOPIC: HISTOPATHOLOGY LAB TECHNIQUE -17/1/9

ATTENDANCE LIST

SL.NO	REG NO	STUDENT NAME
1.	14SD1003	AMULYA.R
2.	14SD1005	ARCHANAMBIKA.K.S
3.	14SD1006	ASHNA RAMESH
4.	14SD1007	ASHVINAA A.P
5.	14SD1008	BIBYATHA TALANG
6.	14SD1009	BISHAL KUMAR PHUKAN
7.	14SD1010	CYNTHIA THOMAS
8.	14SD1011	DEVIKA RAJEEV
9.	14SD1013	EMMANUEL J GEPRGE
10.	14SD1017	GOWSIKA.N


PROF., & H.O.D.
Dept. Of Oral Pathology & Microbiology
Sri Siddhartha Dental College
Agalakote, B.H. Road, Tumkur - 572107

SRI SIDDHARTHA DENTAL COLLEGE AND HOSPITAL

AGALAKOTE, B.H.ROAD, TUMKUR-572107, KARNATAKA.

Recognized by Dental Council of India, NEW DELHI

A Constituent College of Sri Siddhartha Academy of Higher Education (Deemed-to-be-university) Accredited 'A' Grade by NAAC

Phone No. / Fax No. 0816-2275536

Web www.ssdetumkur.org

Email: ssdetumkur@gmail.com

FEEDBACK FORM- ENRICHMENT COURSE / PBL / VALUE ADDED PROGRAM

Rating values:

a) Poor =1 b) Average=2 c) Good=3 d) Very good =4 e) Excellent=5

Please Circle the answer which most closely corresponds to your views about each statement

1. Department: *Oral pathology.*

2. Topic: *Histopathology lab techniques.*

3. How well this enrichment course helped to in terms of following statements

Sl. No.	Courses	EXCELLENT	VERY GOOD	GOOD	AVERAGE	POOR
1	Learning value (in terms of skills, concepts, knowledge, analytical abilities, broadening perspectives)	✓				
2	Applicability or relevance to real life situations	✓				
3	Depth and pace of the course content		✓			
4	Teaching method used	✓				
5	Overall rating of the enrichment/PBL course	✓				

Any suggestions:

Thank you for your valuable feedback...

SRI SIDDHARTHA DENTAL COLLEGE AND HOSPITAL

Agalakote, B.H.Road, Tumkur - 572 107. KARNATAKA, INDIA.

Recognized by Dental Council of India, New Delhi

A constituent College of Sri Siddhartha Academy of Higher Education (Deemed-to-be-university) Accredited 'A' Grade by NAAC

Ph. 0816- 2275516 Fax: 0816-2275510 website: sahetumkur.ac.in email: iqac@sahe.in

DEPARTMENT OF PEDODONTICS

Enrichment programme

An enrichment programme for both UG and PG will be conducted on 18/9/2019 between 10AM to 1 PM in department of pedodontics and preventive dentistry

Topic: Management of flourosis case-composite veenering

Resourse person:Dr kiran KN, Professor, Department of Pedodontics and Preventive dentistry, SSDC, Tumkur

HOD

DEPARTMENT OF PEDODONTICS AND PREVENTIVE DENTISTRY

18/9/2019
Sri Siddhartha Dental College
Agalakote, B.H. Road, Tumkur - 572107

PRINCIPAL

Principal

Sri Siddhartha Dental College
Agalakote, B.H.Road, Tumkur-572107

SRI SIDDHARTHA DENTAL COLLEGE AND HOSPITAL

Agalakote, B.H.Road, Tumkur – 572 107. KARNATAKA, INDIA.

Recognized by Dental Council of India, New Delhi

A constituent College of Sri Siddhartha Academy of Higher Education (Deemed-to-be-university) Accredited 'A' Grade by NAAC

Ph. 0816- 2275516 Fax: 0816-2275510 website: sahetumkur.ac.in email: iqac@sahe.in

DEPARTMENT OF PEDODONTICS

Enrichment programme

An enrichment programme for both UG and PG was conducted on 18/9/2019 between 10AM to 1 PM in department of pedodontics and preventive dentistry

Topic: Management of flourosis case-composite veenering

Resourse person:Dr kiran KN, Professor, Department of Pedodontics and Preventive dentistry, SSDC, Tumkur

HOD

DEPARTMENT OF PEDODOTICS AND PREVENTIVE DENTISTRY

Dept. Of Pedodontics
Sri Siddhartha Dental College
Agalakote, B.H.Road, Tumkur-572107

PRINCIPAL

Principal

Sri Siddhartha Dental College
Agalakote, B.H.Road, Tumkur-572107

SRI SIDDHARTHA DENTAL COLLEGE AND HOSPITAL

Agalakote, B.H.Road, Tumkur - 572 107. KARNATAKA, INDIA.

Recognized by Dental Council of India, New Delhi

A constituent College of Sri Siddhartha Academy of Higher Education (Deemed-to-be-university) Accredited 'A' Grade by NAAC

Ph. 0816- 2275516 Fax: 0816-2275510 website: sahetumkur.ac.in email: iqac@sahe.in

DEPARTMENT OF PEDODONTICS AND PREVENTIVE DENTISTRY

LIST OF ATTENDEES

14SD1037	SWETA SAHANI
14SD1038	VARSHA S
14SD1029	RINU JOSHI
14SD1030	RUBAASHINI DEVI
14SD1021	MALLIKA.P
14SD1022	MANJIL MOUSAM SABANYA
14SD1025	NAJMA SHAHIN.U
14SD1017	GOWSIKA.N
14SD1018	HEMARUBHINI
14SD1019	KONISHAVINI
14SD1010	CYNTHIA THOMAS
14SD1011	DEVIKA RAJEEV
14SD1014	ERICA PROCESS SYIEM
14SD1005	ARCHANAMBIKA.K.S
14SD1003	AMULYA.R
14SD1001	ADARSH LAL K.P
14SD1002	ALLSMITH.R
19SEA801	Dr. NISHA GUPTA
19SEA802	Dr. SHRIMAHALAKSHMI
18SEA801	Dr. SUBA RANJANA B
18SEA802	Dr. TANUJA P
17SEA801	Dr. DHANYA JOHN
17SEA802	Dr. LAKSHMI PRIYA A

HOD

DEPARTMENT OF PEDODONTICS AND PREVENTIVE DENTISTRY

Dept. of Pedodontics
Sri Siddhartha Dental College
Agalakote, B.H.Road, Tumkur - 572107

PRINCIPAL

Principal

Sri Siddhartha Dental College
Agalakote, B.H.Road, Tumkur-572107

SRI SIDDHARTHA DENTAL COLLEGE AND HOSPITAL

Agalakote, B.H.Road, Tumkur - 572 107. KARNATAKA, INDIA.

Recognized by Dental Council of India, New Delhi

A constituent College of Sri Siddhartha Academy of Higher Education (Deemed-to-be-university) Accredited 'A' Grade by NAAC

Ph. 0816- 2275516 Fax: 0816-2275510 website: sahetumkur.ac.in email: iqac@sahe.in

FEEDBACK FORM

ENRICHMENT COURSE

Rating values:

a) Poor =1 b) Average=2 c) Good=3 d) Very good =4 e) Excellent=5

Please Circle the answer which most closely corresponds to your views about each statement

1. Department: Pedodontics and preventive dentistry

2. Topic: *Management of Fluorosis, case-composite veneering*

3. How well this enrichment course helped to in terms of following statements

Sl. No.	Courses	EXCELLENT	VERY GOOD	GOOD	AVERAGE	POOR
1	Learning value (in terms of skills, concepts, knowledge, analytical abilities, broadening perspectives)		✓			
2	Applicability or relevance to real life situations		✓			
3	Depth and pace of the course content			✓		
4	Teaching method used		✓			
5	Overall rating of the enrichment/PBL course		✓			

Any suggestions:

N. Jagalakshmi

HOD
DEPARTMENT OF PEDODONTICS AND PREVENTIVE DENTISTRY

K.R. Ashwath

PRINCIPAL
Principal

Sri Siddhartha Dental College
Agalakote, B.H.Road, Tumkur-572107

SRI SIDDHARTHA DENTAL COLLEGE AND HOSPITAL

Agalakote, B.H.Road, Tumkur – 572 107. KARNATAKA, INDIA.

Recognized by Dental Council of India, New Delhi

A constituent College of Sri Siddhartha Academy of Higher Education (Deemed-to-be-university) Accredited 'A' Grade by NAAC

Ph. 0816- 2275516 Fax: 0816-2275510 website: sahetumkur.ac.in email: iqac@sahe.in

DEPARTMENT OF PEDODONTICS


Enrichment programme

An enrichment programme for both UG and PG will be conducted on 24/8/2018 between 10AM to 1 PM in department of pedodontics and preventive dentistry

Topic: Extraoral periapical radiographic techniques

**Resource person: Dr. Nagalakshmi Chowdhary, HOD and Professor,
Department of Pedodontics and Preventive dentistry, SSDC, Tumkur**


HOD
DEPARTMENT OF PEDODONTICS AND PREVENTIVE DENTISTRY


Principal
Sri Siddhartha Dental College
Agalakote, B.H.Road, Tumkur-572107

SRI SIDDHARTHA DENTAL COLLEGE AND HOSPITAL

AGALAKOTE, B.H.ROAD, TUMKUR-572107, KARNATAKA.

Recognized by Dental Council of India, NEW DELHI

A Constituent College of Sri Siddhartha Academy of Higher Education (Deemed-to-be-university) Accredited 'A' Grade by NAAC

Phone No: / Fax No: 0816-2275536

Web: www.ssdctumkur.org

Email: ssdctumkur@gmail.com

DEPARTMENT OF ORTHODONTICS

CIRCULAR

Date:24.08.2019

A enrichment program is scheduled on 28/08/2019 at 10.am for post graduate students on the topic of "Molar Distalization" by Dr Madhusudan V, Dr PrasannaT R, Dr Srinivasa H. Hereby post graduate students are informed to prepare on the same topic to gain the maximum benefits.


Signature of HOD

Dr. Srinivasa H

Prof. & H.O.D

Department of Orthodontics
Sri Siddhartha Dental College
Tumkur - 572107.



Signature of Principal

Dr. Kashinath

Principal

Sri Siddhartha Dental College
Agalakote, B.H.Road, Tumkur-572107

SRI SIDDHARTHA DENTAL COLLEGE AND HOSPITAL

AGALAKOTE, B.H.ROAD, TUMKUR-572107, KARNATAKA.

Recognized by Dental Council of India, NEW DELHI

A Constituent College of Sri Siddhartha Academy of Higher Education (Deemed-to-be-university) Accredited 'A' Grade by NAAC

Phone No: / Fax No: 0816-2275536

Web: www.ssdctumkur.org

Email: ssdctumkur@gmail.com

Department of Orthodontics

REPORT OF ENRICHMENT PROGRAMME BY DEPARTMENT OF ORTHODONTICS AND DENTOFACIAL ORTHOPAEDICS

An enrichment program was conducted on "Molar Distalization" in the Department of Orthodontics by Prof & HOD Dr Srinivasa H, Dr Prasanna T R, Dr Madhusudan V. One hour program was taken where participants were explained about method of class II correction, concept of distalization, case selection, diagnosis and treatment stages, Biomechanics. Demonstration was given on patients. Feedback back forms were collected from the participants.

PRETREATMENT PHOTOGRAPH



PENDULUM APPLIANCE




Signature of HOD

Prof. & H.O.D

Department of Orthodontics
Sri Siddhartha Dental College
Tumkur - 572107.



Signature of Principal

Principal
Sri Siddhartha Dental College
Agalakote, B.H.Road, Tumkur-572107

SRI SIDDHARTHA DENTAL COLLEGE AND HOSPITAL

AGALAKOTE, B.H.ROAD, TUMKUR-572107, KARNATAKA.

Recognized by Dental Council of India, NEW DELHI

A Constituent College of Sri Siddhartha Academy of Higher Education (Deemed-to-be-university) Accredited 'A' Grade by NAAC

Phone No: / Fax No: 0816-2275536

Web: www.ssdctumkur.org

Email: ssdctumkur@gmail.com

Department of Orthodontics

Attendance Sheet

28/08/2019	Molar Distalization	05
------------	---------------------	----

Sl.No.	Student Name	Register numbers
1.	Dr. Mayank	18SEO801
2.	Dr. Chethan	16SEO802
3.	Dr. Tobin Thomas	16SEO802
4.	Dr. Swaroop	18SEO802
5.	Dr. Jibin	17SEO801



**Signature
Prof & HOD**

Prof. & H.O.D

Department of Orthodontics
Sri Siddhartha Dental College
Tumkur - 572107.



**Signature
Principal**

Principal

Sri Siddhartha Dental College
Agalakote, B.H.Road, Tumkur-572107

SRI SIDDHARTHA DENTAL COLLEGE AND HOSPITAL

AGALAKOTE, B.H.ROAD, TUMKUR-572107, KARNATAKA.

Recognized by Dental Council of India, NEW DELHI

A Constituent College of Sri Siddhartha Academy of Higher Education (Deemed-to-be-university) Accredited 'A' Grade by NAAC

Phone No: / Fax No: 0816-2275536

Web: www.ssdctumkur.org

Email: ssdctumkur@gmail.com

FEEDBACK FORM: Enrichment Program

Please Circle the answer which most closely corresponds to your views about each statement

Department: Department of Orthodontics

Title: Molar Distalization

1. Institution conducting programmes to enhance the competency of faculty and students

e) Strongly agree b) Agree c) Disagree d) Strongly Disagree

2. Applicability / relevance and learning values in terms of skills, concept and knowledge of the program

e) Strongly agree b) Agree c) Disagree d) Strongly Disagree

3. How periodically you need these programmes to be conducted

e) Monthly b) Quarterly c) Half yearly d) Yearly

4. These programmes are helping you to update recent trends

a) Strongly agree b) Agree c) Disagree d) Strongly Disagree

5. Overall how would you like to rate the programme;

a) Poor b) Average c) Good d) Very good e) Excellent

Suggestions (if any):

No suggestions.

Thank you for your valuable feedback...